

## Telegram Listing

Ranging sensors LMS1xx, LMS5xx, TiM5xx,  
TiM7xx, LMS1000, MRS1000, MRS6000,  
NAV310, LD-OEM15xx, LD-LRS36xx, LMS4000



---

**Described product**

LMS1xx, LMS5xx, TiM5xx, TiM7xx, LMS1000, MRS1000, MRS6000, NAV310, LD-OEM15xx, LD-LRS36xx, LMS4000

**Manufacturer**

SICK AG  
Erwin-Sick-Str. 1  
79183 Waldkirch  
  
Germany

**Legal information**

This work is protected by copyright. Any rights derived from the copyright shall be reserved for SICK AG. Reproduction of this document or parts of this document is only permissible within the limits of the legal determination of Copyright Law. Any modification, expurgation or translation of this document is prohibited without the express written permission of SICK AG.

The trademarks stated in this document are the property of their respective owner.

© SICK AG. All rights reserved.

**Original document**

This document is an original document of SICK AG.

## Contents

<b>1</b>	<b>About this document.....</b>	<b>6</b>
<b>2</b>	<b>Communication format.....</b>	<b>7</b>
2.1	Binary telegram (CoLa B).....	7
2.2	ASCII telegram (CoLa A).....	8
2.3	Variable types.....	9
2.4	Command basics.....	9
2.5	Log in: Required user level.....	10
<b>3</b>	<b>Workflows.....</b>	<b>11</b>
3.1	Parameterize the scan.....	11
3.2	Set timestamp/data angle.....	11
<b>4</b>	<b>Telegrams.....</b>	<b>12</b>
4.1	Log in.....	12
4.2	Basic Settings.....	14
4.2.1	Set frequency and angular resolution/measurement sectors.....	14
4.2.2	Read for frequency and angular resolution.....	24
4.2.3	Alignment mode (one layer activation for adjustment).....	27
4.2.4	Set scan configuration.....	28
4.2.5	Activate standby mode.....	33
4.2.6	Start measurement.....	34
4.2.7	Stop measurement.....	35
4.2.8	Autostart measurement.....	37
4.2.9	Laser Control.....	38
4.2.10	Activate/deactivate field application.....	40
4.2.11	Application selection and switching.....	41
4.2.12	Read Application selection and switching.....	42
4.2.13	Load factory defaults.....	43
4.2.14	Load application defaults.....	44
4.2.15	Change password.....	46
4.2.16	Check password.....	48
4.2.17	Reboot device.....	49
4.2.18	Set contamination measurement settings.....	51
4.2.19	Read contamination measurement settings.....	52
4.2.20	Read contamination measurement detailed values.....	53
4.2.21	Save parameters permanently.....	55
4.2.22	Set to run.....	57
4.3	Measurement output telegram.....	58
4.3.1	Configure the data content for the scan.....	58
4.3.2	Configure measurement angle of the scandata for output.....	62

4.3.3	Read for actual output range.....	64
4.3.4	Poll one telegram.....	67
4.3.5	Send data permanently.....	69
4.4	Time stamp.....	88
4.4.1	Set time stamp.....	88
4.4.2	Read time stamp and status of the measurement function.....	90
4.4.3	Read device time.....	92
4.4.4	Set NTP (Network Time Protocol) parameters.....	93
4.5	Filter.....	103
4.5.1	Set particle filter.....	103
4.5.2	Set mean filter.....	104
4.5.3	Set n-pulse to 1-pulse filter (Echo filter).....	105
4.5.4	Set echo filter.....	106
4.5.5	Set and read fog filter.....	108
4.5.6	Enable/disable digital nearfield filter.....	113
4.5.7	Set digital nearfield filter sector selection.....	114
4.5.8	Set Median Filter.....	115
4.5.9	Set Edge Filter.....	116
4.6	Encoder.....	118
4.6.1	Set increment source.....	118
4.6.2	Set encoder settings.....	119
4.6.3	Set encoder resolution.....	120
4.6.4	Set fixed speed.....	122
4.6.5	Read speed threshold.....	123
4.6.6	Read encoder speed.....	124
4.7	Inputs and Outputs.....	126
4.7.1	Port Configuration of all I/Os.....	126
4.7.2	Read state of the outputs.....	128
4.7.3	Send outputstate by event.....	129
4.7.4	Set output state.....	132
4.7.5	Change output 6/3 function.....	134
4.7.6	Change output 1 function.....	135
4.7.7	Change output 1 logic state.....	137
4.7.8	Change output 2 function.....	138
4.7.9	Change output 2 logic state.....	139
4.7.10	Set synchronization mode.....	140
4.7.11	Set synchronization phase.....	141
4.7.12	Change input 4 function.....	142
4.7.13	Set debouncing time for input x.....	143
4.7.14	Read status of external sync signal.....	144
4.8	Status.....	146
4.8.1	Read contamination status of the LMS.....	146
4.8.2	Read firmware version.....	147

4.8.3	Read the device state.....	149
4.8.4	Status commands for LD-XXX and NAV310 .....	151
4.8.5	Read device order number.....	157
4.8.6	Read device type.....	158
4.8.7	Read operating hours.....	160
4.8.8	Read power on counter.....	161
4.8.9	Read temperature.....	162
4.8.10	Set device name.....	164
4.8.11	Read device name.....	165
4.8.12	Read angle compensation sine.....	167
4.8.13	Reset output counter.....	168
4.8.14	Read heating state .....	170
4.9	Interfaces.....	172
4.9.1	Set IP address.....	172
4.9.2	Read IP address .....	174
4.9.3	Set Ethernet gateway .....	175
4.9.4	Read Ethernet gateway.....	176
4.9.5	Set IP mask.....	177
4.9.6	Read IP mask.....	179
4.9.7	Set baud rate for host interface.....	181
4.9.8	Read baud rate of host interface.....	182
4.9.9	Set interface type.....	184
4.9.10	Read interface type .....	185
4.9.11	Set function front panel.....	187
4.9.12	Set front LEDs.....	188
4.9.13	Set function of LED1.....	190
4.9.14	Set function of LED2.....	191
4.9.15	Switch on/off LED1 or LED2 .....	192
4.9.16	Set 7-segment display to specific symbol or number.....	194
4.9.17	Switching CoLa dialect on ethernet host port .....	197
4.10	Application.....	199
4.10.1	Request status change of monitoring fields on event.....	199
4.10.2	Request SOPAS field data structure.....	203
4.10.3	Request perpendicular distance once.....	208
4.10.4	Request perpendicular distance continuously on event.....	214
4.10.5	Request latest field infringement info.....	219
4.10.6	Request field infringement info continuously on event.....	223
<b>5</b>	<b>Diagnostics .....</b>	<b>228</b>
5.1	SOPAS error codes.....	228
5.2	Additional information.....	230
<b>6</b>	<b>List of tables.....</b>	<b>231</b>

## 1 About this document

Please read this chapter carefully before beginning to use the telegram listing.

The document shows how to send telegrams via a terminal program using the SICK protocol CoLa A (ASCII and hexadecimal values, with TCP port 2111 or 2112) or CoLa B (binary/hexadecimal values, with TCP port 2112 only) to the laserscanners LMS1xx, LMS5xx, TiM5xx (TiM55x, TiM56x, TiM57x), TiM7xx, LMS1000, MRS1000, MRS6000, NAV310, LD-OEM15xx, LD-LRS36xx and LMS4000. This comprises the query of the current device state or certain parameter values, how to modify parameter values and the way in which the device confirms or responds to commands/telegrams.

The devices generally support automatic IP address discovery. Default IP address is:

- LMSxxx: 192.168.0.1
- TiMxxx: 192.168.0.1
- MRSxxx: 192.168.0.1
- NAV310: 192.168.1.10
- LD-XXXxxx: 192.168.1.10
- LMS4000: 192.168.0.1

Subnet mask is 255.255.255.0.

IP ports:

- 2111: CoLa A (fixed) (for LMS4000 fixed CoLa B)
- 2112: CoLa A (can be switched to CoLa B)
- 2213: UDP

The document does not or only in a few exceptional cases differentiate between individual device versions or sub product families such as LMS5xx Lite and LMS5xx PRO. Most parameter changes also require certain user levels. Additionally, commands may change during the product lifecycle and development process with a new firmware.

This telegram listing is based on the following firmware statuses (or newer):

- LMS1xx: V1.80 (V1.21 for LMS12x/13x)
- LMS5xx: V1.50.6 (V31.39 for LMS531)
- TiMxxx: V2.51
- MRS1000: 1.0.0 (1.0.0.0R)
- LMS1000: 1.4.0 (1.4.0.0R)
- NAV310: V1.03
- LD-OEM15xx: V1.12 (V1.32 for OEM1500)
- LD-LRS36xx: V1.12 (V1.32 for LRS3600)
- LMS4000: V1.4

If commands do not seem to work, please verify that your device version supports this functionality, that the minimum required user level has been selected and check on updates of this documentation.

## 2 Communication format

### 2.1 Binary telegram (CoLa B)

The binary telegram is the basic protocol of the scanner (CoLa B). All values are in hexadecimal code and grouped into pairs of two digits (= 1 byte). The string consists of four parts: header, data length, data and checksum (CS).

The header indicates with 4 × STX (02 02 02 02) the start of the telegram.

The data length defines the size of the data part (command part) by indicating the number of digit pairs in the third part. The size of the data length itself is 4 bytes, which means that the data part might have a maximum of  $16^8 = 4,294,967,295$  digit pairs.

The data part comprises the actual command with letters and characters converted to Hex (according to the ASCII chart) and the parameters of either decimal numbers converted to Hex or fixed Hex values with a specific, intrinsic meaning (no conversion). There is always a blank (20) between the command and the parameters, but not between the different parameter values.

The checksum finally serves to verify that the telegram has been transferred correctly. The length of the checksum is 1 byte, CRC8. It is calculated with XOR.

#### Example: Binary telegram

02 02 02 02	00 00 00 17	73 4D 4E 20 53 65 74 41 63 63 65 73 73 4D 6F 64 65 20 03 F4 72 47 44	B3
Header	Length	Data	CS

Table 1: Example: Binary telegram

This is an example telegram for setting the user level “AuthorizedClient”:

- Header = 02 02 02 02
- Length = 23 digit pairs (17h)
- Data:
  - 73 4D 4E 20 = sMN = start of Sopas command (and blank)
  - 53 65 74 41 63 63 65 73 73 4D 6F 64 65 20 = Set Access Mode = the actual command for setting the user level (and blank)
  - 03 = fixed Hex value meaning user level “Authorized Client”
  - F4 72 47 44 = fixed Hex value, serving as password for the selected user level “Authorized Client”
- Checksum = B3 from XOR calculation

## 2.2 ASCII telegram (CoLa A)

The ASCII telegram is an alternative to the binary telegram. Due to the variable string length of ASCII telegrams, the Binary telegram is recommended when using scanners with a PLC.

The ASCII telegram has the advantage that commands can be written in plaintext. The string consists only of two parts: the framing and the data part.

The framing indicates with <STX> and <ETX> the start and stop of each telegram.

The data part comprises the actual command with letters and characters (plaintext), parameter values either in decimal (special indicator required) or in hexadecimal (example: a frequency of 25 Hz = +2500 (decimal) = 09C4 (Hex)) and fixed hexadecimal values with a specific, intrinsic meaning. As leading zeros are being deleted, there is always a blank required between all command parts and parameter parts.



**NOTE**

**The device will confirm parameter values always in hexadecimal code, regardless of the code sent.**

As further alternative within CoLa A, depending on the preferences of the user, all values can be written directly in Hex. This means however a 1:1 conversion of all letters and characters including numbers and fixed hexadecimal values via the ASCII chart.

**Example: ASCII telegram**

ASCII	<STX>	sMN{SPC}SetAccessMode{SPC}03{SPC}F4724744	<ETX>
Hex	02	73 4D 4E 20 53 65 74 41 63 63 65 73 73 4D 6F 64 65 20 30 33 20 46 34 37 32 34 37 34 34	03
	Start	Data	Stop

Table 2: Example: ASCII telegram

This is again an example telegram for setting the user level “Authorized Client”. As only fixed hexadecimal parameter values are needed, the option to use parameter values in decimal code with special indicator cannot be applied here:

- Framing= <STX> = telegram start = 02 (Hex)
- Data:
  - sMN = start of Sopas command (and blank) = 73 4D 4E 20 (Hex)
  - SetAccessMode = the actual command for setting the user level (and blank) = 53 65 74 41 63 63 65 73 73 4D 6F 64 65 20 (Hex)
  - 03 = fixed Hex value meaning user level “Authorized Client” (and blank) = 30 33 20 (Hex)
  - F4 72 47 44 = fixed Hex value, serving as password for the selected user level “Authorized Client” = 46 34 37 32 34 37 34 34 (Hex)
- Framing= <ETX> = telegram stop = 03 (Hex)



## 2.3 Variable types

Variable type	Length (byte)	Value range	Sign
Bool_1	1	0 or 1	No
Uint_8	1	0 ... 255	No
Int_8	1	-128 ... +127	Yes
Uint_16	2	0 ... 65,535	No
Int_16	2	-32,768 ... +32,767	Yes
Uint_32	4	0 ... 4,294,967,295	No
Int_32	4	-2,147,483,648 ... +2,147,483,647	Yes
Enum_8	1	Certain values defined in a list of Choices (0 ... 255)	No
Enum_16	2	Certain values defined in a list of Choices (0 ... 65535)	No
String	Context-dependent	Strings are not terminated in zeroes	
Real		Float nach IEEE754 (see <a href="http://www.h-schmidt.net/FloatConverter/IEEE754de.html">www.h-schmidt.net/FloatConverter/IEEE754de.html</a> )	

Data length is always given in Bytes!

## 2.4 Command basics

Description	Value ASCII	Value Hex	Value Binary
Start of text	<STX>	02	02 02 02 02 + given length
End of text	<ETX>	03	Calculated checksum
Read	sRN	73 52 4E	
Write	sWN	73 57 4E	
Method	sMN	73 4D 4E	
Event	sEN	73 45 4E	
Answer	sRA	73 52 41	
	sWA	73 57 41	
	sAN	73 41 4E	
	sEA	73 45 41	
	sSN	73 53 4E	
Space	{SPC}	20	20

If values are divided into two parts (e.g. measurement data), they are documented according to LSB 0 (e.g. 00 07), output however is according to MSB (e.g. 07 00).

## 2.5 Log in: Required user level

Task	Required user level
Change sensor parameters	Authorized Client
Requests or queries (e.g. for measurement data or device state)	None
Manage password	Service

## 3 Workflows

### 3.1 Parameterize the scan

- 1 Log in: sMN SetAccessMode (see 4.1, page 12)
- 2 Set frequency and resolution: sMN mLMPsetscancfg (see 4.2.1, page 14)
- 3 Configure scandata content: sWN LMDscandatacfg (see 4.3.1, page 58)
- 4 Configure scandata output: sWN LMPoutputRange (see 4.3.2 page 62)
- 5 Store parameters: sMN mEEwriteall (see 4.2.21, page 55)
- 6 Log out: sMN Run (see 4.2.22, page 57)
- 7 Request scan:
  - sRN LMDscandata (see 4.3.4, page 67)
  - sEN LMDscandata (see 4.3.5, page 69)
  - (Device output...)

More detailed command descriptions can be found in the course of this document.

**Example: Sequence for LD-OEM1501, NAV310, LD-LR3601, LD-LR3611 to configure 2 sectors and get measurement scans**

Sector configuration: Resolution: 10Hz; 0,125°;  
 Sector 1: 0° ... 44° (0h ... 6B6C0h);  
 Sector 2: 45° ... 180° (6DDD6h ... 1B7740h)

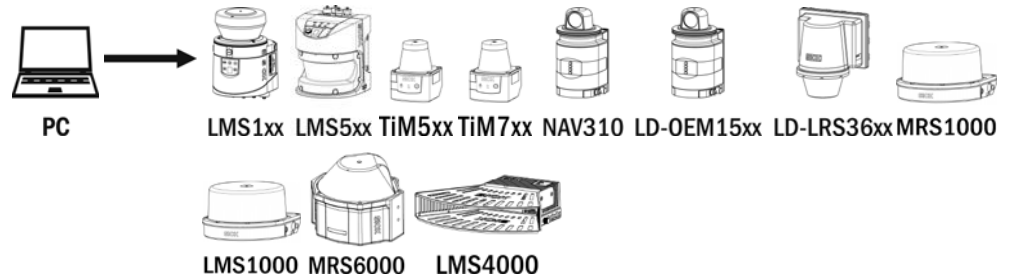
- 1 Stop measurement: sMN LMCstopmeas  
[sAN LMCstopmeas 0](#)
- 2 Log in: sMN SetAccessMode (see 4.1, page 12)
- 3 Set Sectors: LCMstate001B7740 04E2 000000 00000000 04E2 000000  
 000000  
[sAN mLMPsetscancfg 0 3E8 2 4E2 0 6B6C0 4E2 6DDD 6 1B7740 4E2 00 4E2 0 0](#)
- 4 Store parameters: sMN mEEwriteall (see 4.2.21, page 55)
- 5 Log out: sMN Run (see 4.2.22, page 57)
- 6 Start Measurement sMN LMCstartmeas  
[sAN LMCstartmeas 0](#)
- 7 Request scan:
  - sRN LMDscandata (see 4.3.4, page 67)
  - sEN LMDscandata (see 4.3.5, page 69)
  - (Device output...)

### 3.2 Set timestamp/data angle

- 1 Log in: sMN SetAccessMode (see 4.1, page 12)
- 2 Sopas command: sMN LSPsetdatetime (see 4.4.1, page 88)
- 3 Log out: sMN Run (see 4.2.22, page 57)

## 4 Telegrams

### 4.1 Log in



**NOTES**

- ▶ Please note that for TiMxxx and LMS4000 the laser is shut off after a successful log in and no measurement data is created any more. The laser is turned on again after log out (sMN Run).

Telegram structure: sMN SetAccessMode						
Telegram part	Description	Variable	Length	Sensor	Values CoLa A (ASCII)	Values CoLa B (Binary)
Command type	Method	String	3	All	sMN	73 4D 4E
Command	User level	String	13	All	SetAccessMode	53 65 74 41 63 63 65 73 73 4D 6F 64 65
User level	Select user level	Int_8	1	All	Maintenance: 02 Authorized client: 03 Service: 04	Maintenance: 02 Authorized client: 03 Service: 04
Password	Hash value for the selected user level	Uint_32	4	All	Maintenance: B21ACE26 Authorized client: F4724744 Service: 81BE23AA	Maintenance: B2 1A CE 26 Authorized client: F4 72 47 44 Service: 81 BE 23 AA


Table 3: Telegram structure: sMN SetAccessMode

**Example: sMN SetAccessMode**

Log in as “Authorized client” with password “F4724744”.

CoLa A	ASCII	<STX>sMN{SPC}SetAccessMode{SPC}03{SPC}F4724744<ETX>
	Hex	02 73 4D 4E 20 53 65 74 41 63 63 65 73 73 4D 6F 64 65 20 30 33 20 46 34 37 32 34 37 34 34 03
CoLa B	Binary	02 02 02 02 00 00 00 17 73 4D 4E 20 53 65 74 41 63 63 65 73 73 4D 6F 64 65 20 03 F4 72 47 44 B3

Table 4: Example: sMN SetAccessMode



Telegram structure: sAN SetAccessMode						
Telegram part	Description	Variable	Length	Sensor	Values CoLa A (ASCII)	Values CoLa B (Binary)
Command type	Answer	String	3	All	sAN	73 41 4E
Command	User level	String	13	All	SetAccessMode	53 65 74 41 63 63 65 73 73 4D 6F 64 65
Change user level	Changed level	Bool_1	1	All	Error: 0 Success: 1	Error: 00 Success: 01

Table 5: Telegram structure: sAN SetAccessMode

**Example for LMS100: sAN SetAccessMode**

CoLa A	ASCII	<STX>sAN[SPC]SetAccessMode{SPC}1<ETX>
	Hex	02 73 41 4E 20 53 65 74 41 63 63 65 73 73 4D 6F 64 65 20 31 03
CoLa B	Binary	02 02 02 02 00 00 00 13 73 41 4E 20 53 65 74 41 63 63 65 73 73 4D 6F 64 65 20 01 38

Table 6: Example for LMS100: sAN SetAccessMode

## 4.2 Basic Settings

### 4.2.1 Set frequency and angular resolution/measurement sectors

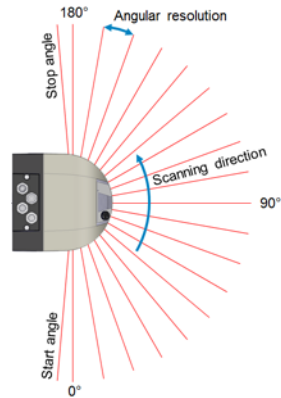


**NOTES**

- ▶ Please note that the new values will be activated only after log out (from the user level), when re-entering the Run mode (see Table 102 on page 57).

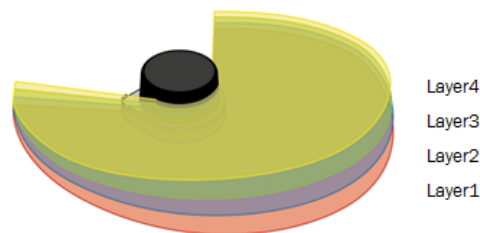
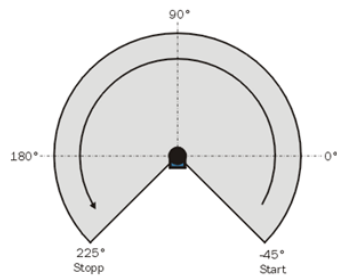
Coordination system of:

LMS5xx (-5° to 185°) → Start angle and stop angle are fixed values and not changeable for LMS5xx, only in the data output! This also applies for LMS1xx series.



LMS1xx and TiMxxx (-45° to 225°)

MRS1000 (-47,5° to 227,5°) and LMS1000 (-48° to 228°)



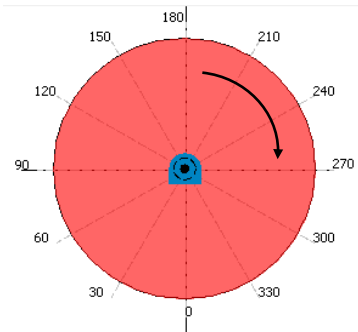
**Sequence of the Layers In the Telegram**

(Output sequence (DIN70000): 0, -250, 250, -500)

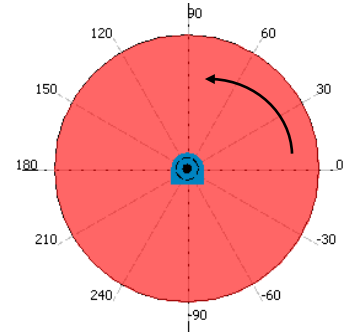
0	→ 0	Layer2
FF06	→ -250	Layer3
FA	→ 250	Layer1
FE0C	→ -500	Layer4

The LD series is available in two versions having a different rotation direction and coordinate system:

LD-OEM1501, NAV310, LD-LR3601, LD-LR3611 (0° to 360°)



LD-OEM1500 and LD-LR3600 (-90° to +270°)



For sending the sector configuration there follow these rules:

- ▶ Send the sectors in their ascending sequence.
- ▶ For LD and NAV products: Send always the definition for all sectors (unused sector as “{SPC}0{SPC}0”.)
- ▶ For LMS products: They have only one measurement sector, send only the first one and leave the rest away.

For more details on sector configuration see examples below.

For complete workflow see example in section 3, page 11.



Telegram structure: sMN mLMPsetscancfg (Authorized client)						
Telegram part	Description	Variable	Length	Sensor	Values CoLa A (ASCII)	Values CoLa B (Binary)
Command type	Method	String	3	All	sMN	73 4D 4E
Command	Configuration of scan frequency and angular resolution	String	14	All	mLMPsetscancfg	6D 4C 4D 50 73 65 74 73 63 61 6E 63 66 67
Scan frequency	[1/100 Hz]	Uint_32	4	LMS1xx	25 Hz: +2500d (9C4h) 50 Hz: +5000d (1388h)	25 Hz: 00 00 09 C4 50 Hz: 00 00 13 88
				LMS5xx	25 Hz: +2500d (9C4h) 35 Hz: +3500d (DACH) 50 Hz: +5000d (1388h) 75 Hz: +7500d (1A0Bh) 100 Hz: +10000d (2710h)	25 Hz: 00 00 09 C4 35 Hz: 00 00 0D AC 50 Hz: 00 00 13 88 75 Hz: 00 00 1A 0B 100 Hz: 00 00 27 10
				NAV310 LD-OEM15xx	5 Hz ... 20 Hz: 500d ... 2000d (1F4h ... 7D0h)	5 Hz ... 20 Hz: 00 00 01 F4 ... 00 00 07 D0
				LD-LRS36xx	5 Hz ... 15 Hz: +500d ... +1500d (1F4h ... 5DCh)	5 Hz ... 15 Hz: 00 00 01 F4 ... 00 00 05 DC

Telegram structure: sMN mLMPsetscancfg (Authorized client)							
Telegram part	Description	Variable	Length	Sensor	Values CoLa A (ASCII)	Values CoLa B (Binary)	
Number of active sectors	Indicates the number of active sectors (e. g. NAV310 with 2 active sectors out of available 4)	Int_16	2	LMS1xx LMS5xx	+1 (0001h)	0001	
				NAV310 LD-OEM15xx LD-LRS36xx	+1 ... +4 (0001 ... 0004h)	0001 ... 0100 (binary)	
Angular resolution	[1/10000°] Same value for each sector required.	Uint_32 4	4	LMS1xx	0.25°: +2500d (9C4h) 0.5°: +5000d (1388h)	0.25°: 00 00 09 C4 0.5°: 00 00 13 88	
				LMS5xx	0.1667°: +1667d (683h) 0.25°: +2500d (9C4h) 0.333°: +3333d (D05h) 0.5°: +5000d (1388h) 0.667°: +6667d (1A0Bh) 1°: +10000d (2710h)	0.1667°: 00 00 06 83 0.25°: 00 00 09 C4 0.333°: 00 00 0D 05 0.5°: 00 00 13 88 0.667°: 00 00 1A 0B 1°: 00 00 27 10	
				NAV310 LD-OEM15xx LD-LRS36xx	0.125°... 1°: +1250d°... +10000d (4E2h°... 2710h)	0.125°... 1°: 00 00 04 E2 ... 00 00 27 10	
	Start angle	[1/10000°] Value for start angle musst always be greater than Stop angle of previous sector.  Set to 0 if sector is inactive (not used). <b>Values for LMSxxx are fixed.</b>	Int_32	4	LMS1xx	-450000d (FFF92230h)	FF F9 22 30
					LMS5xx	-50000d (FFF3CB0h)	FF FF 3C B0
					NAV310 LD-OEM15x1 LD-LRS36x1	0°... +3600000d (0h ... 36EE80h)	00 00 00 00 ... 00 36 EE 80
					LD-OEM15x0 LD-LRS36x0	-900000d ... +2700000d (FFF24460h ... 41EB0h)	FF F2 44 60 ... 00 04 1E B0
	Stop angle	[1/10000°] Value for stop angle musst always be greater than start angle of previous sector.  Set to 0 if sector is inactive (not used). <b>Values for LMSxxx are fixed.</b>	Int_32	4	LMS1xx	+2250000d (225510h)	00 22 55 10
					LMS5xx	+1850000d (1C3A90h)	00 1C 3A 90
					NAV310 LD-OEM15x1 LD-LRS36x1	0 ... +3600000d (0h ... 36EE80h)	00 00 00 00 ... 00 36 EE 80
					LD-OEM15x0 LD-LRS36x0	-900000d ... +2700000d (FFF24460h ... 41EB0h)	FF F2 44 60 ... 00 04 1E B0

Table 7: Telegram structure: sMN mLMPsetscancfg



**Example for LMS1xx with 1 measurement sector of 270°**

**Example for LMS1xx**

ATTENTION: Scan angle can not be changed here, only in the data output! This applies for LMS1xx and LMS5xx series.

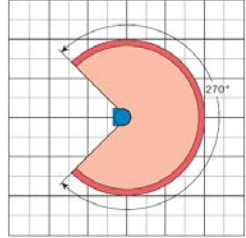
Scan frequency = 50 Hz

Sectors = 1 sector (This value is always 1 for these devices)

Angular resolution = 0,5°

Start angle of sector = -45° (Fix values, angle not changeable)

Stop angle of sector = 225° (Fix values, angle not changeable)



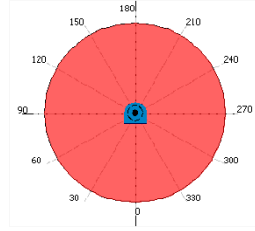
CoLa A	ASCII	<STX>sMN{SPC}mLMPsetscancfg{SPC}+5000{SPC}+1{SPC}+5000{SPC}-450000{SPC}+2250000<ETX> Alternatively: <STX>sMN{SPC}mLMPsetscancfg{SPC}1388{SPC}1{SPC}1388{SPC}FF92230{SPC}225510<ETX>
	Hex	02 73 4D 4E 20 6D 4C 4D 50 73 65 74 73 63 61 6E 63 66 67 20 2B 35 30 30 30 20 2B 31 20 2B 35 30 30 30 20 2D 34 35 30 30 30 30 20 2B 32 32 35 30 30 30 03 Alternatively: 02 73 4D 4E 20 6D 4C 4D 50 73 65 74 73 63 61 6E 63 66 67 20 31 33 38 38 20 31 20 31 33 38 38 20 46 46 4639 32 32 33 30 20 32 32 35 35 31 30 03
CoLa B	Binary	02 02 02 02 00 00 00 25 73 4D 4E 20 6D 4C 4D 50 73 65 74 73 63 61 6E 63 66 67 20 00 00 13 88 00 01 00 00 13 88 FF F9 22 30 00 22 55 10 21

Table 8: Example: sMN mLMPsetscancfg for LMS1xx with 1 measurement sector of 270°

**Examples for LD-OEM1501, NAV310, LD-LR3601, LD-LR3611**

**Example for LD-xxx###1 with 1 measurement sector of 360°**

Scan frequency = 8 Hz  
 Sectors = 1 sector  
 Angular resolution = 0,25°  
 Start angle of sector = 0°  
 Stop angle of sector = 360°

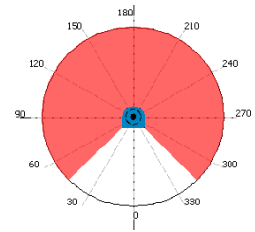


CoLa A	ASCII	<STX>sMN{SPC}mLMPsetsancfg{SPC}0320{SPC}01{SPC}09C4{SPC}0{SPC}0036EE80{SPC}09C4{SPC}0{SPC}0{SPC}09C4{SPC}0{SPC}0{SPC}09C4{SPC}0{SPC}0<ETX>
	Hex	02 73 4D 4E 20 6D 4C 4D 50 73 65 74 73 63 61 6E 63 66 67 20 30 33 32 30 20 30 31 20 30 39 43 34 20 30 20 30 30 33 36 45 45 38 30 20 30 39 43 34 20 30 20 30 20 30 39 43 34 20 30 20 30 20 30 39 43 34 20 30 20 30 30 03
CoLa B	Binary	02 02 02 02 00 00 00 55 73 4D 4E 20 6D 4C 4D 50 73 65 74 73 63 61 6E 63 66 67 20 00 00 03 20 00 01 00 00 09 C4 00 00 00 00 00 36 EE 80 00 00 09 C4 00 00 00 00 00 00 00 00 09 C4 00 00 00 00 00 00 00 09 C4 00 00 00 00 00 09 C4 00 00 00 00 00 00 00 00 E4

Table 9: Example: sMN mLMPsetsancfg for LD-XXX###1 with 1 measurement sector of 360°

**Example for LD-XXX###1 with 1 measurement sector of 270°**

Scan frequency = 10 Hz  
 Sectors = 1 sector  
 Angular resolution = 0,50°  
 Start angle of sector = +45°  
 Stop angle of sector = +315°

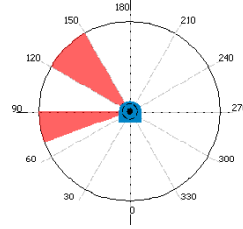


CoLa A	ASCII	<STX>sMN{SPC}mLMPsetsancfg{SPC}+1000{SPC}+1{SPC}+5000{SPC}+450000{SPC}+315000{SPC}+5000{SPC}0{SPC}0{SPC}+5000{SPC}0{SPC}0{SPC}+5000{SPC}0{SPC}0<ETX>
	Hex	02 73 4D 4E 20 6D 4C 4D 50 73 65 74 73 63 61 6E 63 66 67 20 2B 31 30 30 30 20 2B 31 20 2B 35 30 30 30 20 2B 34 35 30 30 30 30 20 2B 33 31 35 30 30 30 30 20 2B 35 30 30 30 20 30 30 30 30 30 30 30 20 30 30 30 30 30 30 20 2B 35 30 30 30 20 30 30 30 30 30 30 20 30 30 30 30 30 03
CoLa B	Binary	02 02 02 02 00 00 00 49 73 4D 4E 20 6D 4C 4D 50 73 65 74 73 63 61 6E 63 66 67 20 00 00 03 E8 00 01 00 00 13 88 00 06 DD DE 00 30 10 B0 00 00 13 88 00 00 00 00 00 00 00 00 13 88 00 00 00 00 00 00 2C

Table 10: Example: sMN mLMPsetsancfg for LD-XXX###1 with 1 measurement sector of 270°

**Example for LD-xxx###1 with 2 measurement sectors**

Scan frequency = 8 Hz  
 Sectors = 2 sectors  
 Sector 1 = +70° ... +90°  
 Sector 2 = +120° ... +150°  
 Angular resolution = 0,25°

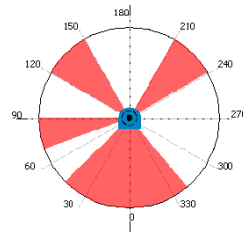


CoLa A	ASCII	<STX>sMN{SPC}mLMPsetsconfg{SPC}0320{SPC}02{SPC}09C4{SPC}+700000{SPC}+900000{SPC}09C4{SPC}+1200000{SPC}+1500000{SPC}09C4{SPC}0{SPC}0{SPC}09C4{SPC}0{SPC}0<ETX>
	Hex	02 73 4D 4E 20 6D 4C 4D 50 73 65 74 73 63 61 6E 63 66 67 20 30 33 32 30 20 30 32 20 30 39 43 34 20 2B 37 30 30 30 30 20 2B 39 30 30 30 30 20 30 39 43 34 20 2B 31 32 30 30 30 30 20 2B 31 35 30 30 30 30 20 30 39 43 34 20 30 20 30 20 30 39 43 34 20 30 20 30 03
CoLa B	Binary	02 02 02 02 00 00 00 49 73 4D 4E 20 6D 4C 4D 50 73 65 74 73 63 61 6E 63 66 67 20 00 00 03 20 00 02 00 00 09 C4 00 0A AE 60 00 0D BB A0 00 00 09 C4 00 12 4F 80 00 16 E3 60 00 00 09 C4 00 00 00 00 00 00 00 09 C4 00 00 00 00 00 00 00 00 E8

Table 11: Example: sMN mLMPsetsconfg for LD-XXX###1 with 2 measurement sectors

**Example for LD-xxx###1 with 4 measurement sectors**

Scan frequency = 8 Hz  
 Sectors = 4 sectors  
 Sector 1 = +320° ... +45°  
 Sector 2 = +70° ... +90°  
 Sector 3 = +120° ... +150°  
 Sector 4 = +210° ... +240°  
 Angular resolution = 0,25°



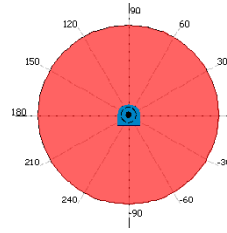
CoLa A	ASCII	<STX>sMN{SPC}mLMPsetsconfg{SPC}0320{SPC}04{SPC}09C4{SPC}+3200000{SPC}+450000{SPC}09C4{SPC}+700000{SPC}+900000{SPC}09C4{SPC}+1200000{SPC}+1500000{SPC}09C4{SPC}+2100000{SPC}+2400000<ETX>
	Hex	02 73 4D 4E 20 6D 4C 4D 50 73 65 74 73 63 61 6E 63 66 67 20 30 33 32 30 20 30 34 20 30 39 43 34 20 2B 33 32 30 30 30 30 20 2B 34 35 30 30 30 30 20 30 39 43 34 20 2B 37 30 30 30 30 20 2B 39 30 30 30 30 20 30 39 43 34 20 2B 31 32 30 30 30 30 20 2B 31 35 30 30 30 30 20 30 39 43 34 20 2B 32 31 30 30 30 30 20 2B 32 34 30 30 30 30 03
CoLa B	Binary	02 02 02 02 00 00 00 49 73 4D 4E 20 6D 4C 4D 50 73 65 74 73 63 61 6E 63 66 67 20 00 00 03 20 00 04 00 00 09 C4 00 30 D4 00 00 06 DD D0 00 00 09 C4 00 0A AE 60 00 0D BB A0 00 00 09 C4 00 12 4F 80 00 16 E3 60 00 00 09 C4 00 20 0B 20 00 24 9F 00 B1

Table 12: Example: sMN mLMPsetsconfg for LD-XXX###1 with 4 measurement sectors

**Examples for LD-OEM1500 and LD-LR3600**

**Example for LD-xxx###0 with 1 measurement sector of 360°**

Scan frequency = 8 Hz  
 Sectors = 1 sector  
 Angular resolution = 0,25°  
 Start angle of sector = -90°  
 Stop angle of sector = +270°

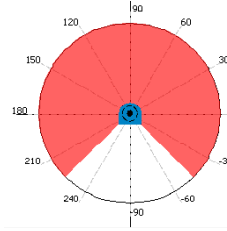


CoLa A	ASCII	<STX>sMN{SPC}mLMPsetscafcfg{SPC}0320{SPC}01{SPC}09C4{SPC}-900000{SPC}+2700000{SPC}09C4{SPC}00000000{SPC}000000{SPC}09C4{SPC}000000{SPC}00000000{SPC}09C4{SPC}000000{SPC}000000<ETX>
	Hex	02 73 4D 4E 20 6D 4C 4D 50 73 65 74 73 63 61 6E 63 66 67 20 30 33 32 30 20 30 31 20 30 39 43 34 20 2D 39 30 30 30 30 20 2B 32 37 30 30 30 30 20 30 39 43 34 20 30 30 30 30 30 30 20 30 39 43 34 20 30 30 30 30 30 20 30 39 43 34 20 30 30 30 30 30 30 20 30 39 43 34 20 30 30 30 30 30 20 30 30 30 30 30 03
CoLa B	Binary	02 02 02 02 00 00 00 49 73 4D 4E 20 6D 4C 4D 50 73 65 74 73 63 61 6E 63 66 67 20 00 00 03 20 00 01 00 00 09 C4 FF F2 44 60 00 29 32 E0 00 00 09 C4 00 00 00 00 00 00 00 00 00 09 C4 00 00 00 00 00 00 00 00 09 C4 00 00 00 00 00 00 00 A3

Table 13: Example: sMN mLMPsetscafcfg for LD-XXX###0 with 1 measurement sector of 360°

**Example for LD-xxx###0 with 1 measurement sector of 270°**

Scan frequency = 10 Hz  
 Sectors = 1 sector  
 Angular resolution = 0,50°  
 Start angle of sector = -45°  
 Stop angle of sector = +225°

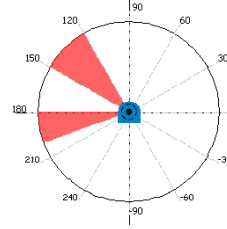


CoLa A	ASCII	<STX>sMN{SPC}mLMPsetscafcfg{SPC}+1000{SPC}+1{SPC}+5000{SPC}-450000{SPC}+225000{SPC}+5000{SPC}0{SPC}0{SPC}+5000{SPC}0{SPC}0{SPC}+5000{SPC}0{SPC}0<ETX>
	Hex	02 73 4D 4E 20 6D 4C 4D 50 73 65 74 73 63 61 6E 63 66 67 20 2B 31 30 30 30 20 2B 31 20 2B 35 30 30 30 20 2D 34 35 30 30 30 20 2B 32 32 35 30 30 30 20 2B 35 30 30 30 20 2D 34 35 30 30 30 30 20 2B 32 32 35 30 30 30 20 2B 35 30 30 30 20 30 20 30 20 2B 35 30 30 30 20 30 20 30 20 2B 35 30 30 20 30 20 30 03
CoLa B	Binary	02 02 02 02 00 00 00 49 73 4D 4E 20 6D 4C 4D 50 73 65 74 73 63 61 6E 63 66 67 20 00 00 03 E8 00 01 00 00 13 88 FF F9 22 30 00 22 55 10 00 00 13 88 00 00 00 00 00 00 00 00 13 88 00 00 00 00 00 00 00 00 00 00 00 00 00 00 00 13 88 00 00 00 00 00 00 00 CA

Table 14: Example: sMN mLMPsetscafcfg for LD-XXX###0 with 1 measurement sector of 270°

**Example for LD-xxx###0 with 2 measurement sectors**

Scan frequency = 8 Hz  
 Sectors = 2 sectors  
 Sector 1 = +120° ... +150°  
 Sector 2 = +180° ... +200°  
 Angular resolution = 0,25°

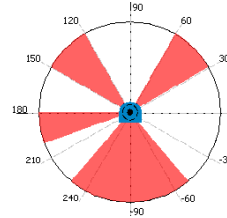


CoLa A	ASCII	<STX>sMN{SPC}mLMPsetsancfg{SPC}320{SPC}2{SPC}9C4{SPC}+1200000{SPC}+1500000{SPC}9C4{SPC}+1800000{SPC}+2000000{SPC}9C4{SPC}0{SPC}0{SPC}9C4{SPC}0{SPC}0<ETX>
	Hex	02 73 4D 4E 20 6D 4C 4D 50 73 65 74 73 63 61 6E 63 66 67 20 33 32 30 20 32 20 39 43 34 20 2B 31 32 30 30 30 30 20 2B 31 35 30 30 30 30 20 39 43 34 20 2B 31 38 30 30 30 30 20 2B 32 30 30 30 30 30 20 39 43 34 20 30 20 30 20 39 43 34 20 30 20 30 03
CoLa B	Binary	02 02 02 02 00 00 00 49 73 4D 4E 20 6D 4C 4D 50 73 65 74 73 63 61 6E 63 66 67 20 00 00 03 20 00 02 00 00 09 C4 00 12 4F 80 00 16 E3 60 00 00 09 C4 00 1B 77 40 00 1E 84 80 00 00 09 C4 00 00 00 00 00 00 09 C4 00 00 00 00 00 00 0C

Table 15: Example: sMN mLMPsetsancfg for LD-XXX###0 with 2 measurement sectors

**Example for LD-xxx###0 with 4 measurement sectors**

Scan frequency = 8 Hz  
 Sectors = 4 sectors  
 Sector 1 = +230° ... -50°  
 Sector 2 = +30° ... +60°  
 Sector 3 = +120° ... +150°  
 Sector 4 = +210° ... +200°  
 Angular resolution = 0,25°



CoLa A	ASCII	<STX>sMN{SPC}mLMPsetsancfg{SPC}320{SPC}4{SPC}9C4{SPC}+2300000{SPC}-500000{SPC}9C4{SPC}+300000{SPC}+600000{SPC}9C4{SPC}+1200000{SPC}+1500000{SPC}9C4{SPC}+1800000{SPC}+2000000<ETX>
	Hex	02 73 4D 4E 20 6D 4C 4D 50 73 65 74 73 63 61 6E 63 66 67 20 33 32 30 20 34 20 39 43 34 20 2B 32 33 30 30 30 30 20 2D 35 30 30 30 30 20 39 43 34 20 2B 33 30 30 30 30 20 2B 36 30 30 30 30 20 39 43 34 20 2B 31 32 30 30 30 30 20 2B 31 35 30 30 30 30 20 39 43 34 20 2B 31 38 30 30 30 30 20 2B 32 30 30 30 30 03
CoLa B	Binary	02 02 02 02 00 00 00 49 73 4D 4E 20 6D 4C 4D 50 73 65 74 73 63 61 6E 63 66 67 20 00 00 03 20 00 04 00 00 09 C4 00 23 18 60 FF F8 5E E0 00 00 09 C4 00 04 93 E0 00 09 27 C0 00 00 09 C4 00 12 4F 80 00 16 E3 60 00 00 09 C4 00 1B 77 40 00 1E 84 80 71

Table 16: Example: sMN mLMPsetsancfg for LD-XXX###0 with 4 measurement sectors



Telegram structure: sAN mLMPsetscancfg						
Telegram part	Description	Variable	Length	Sensor	Values CoLa A (ASCII)	Values CoLa B (Binary)
Command type	Answer	String	3	All	sAN	73 41 4E
Command	Info of scan frequency and angular resolution	String	14	All	mLMPsetscancfg	6D 4C 4D 50 73 65 74 73 63 61 6E 63 66 67
Status code	Accepted when value is 0	Enum_8	1	All	No error: 0 Frequency error: 1 Resolution error: 2 Resolution and scanarea error: 3 Scanarea error: 4 Other errors: 5	No error: 00 Frequency error: 01 Resolution error: 02 Resolution and scan area error: 03 Scanarea error: 04 Other errors: 05
Scan frequency	[1/100 Hz]	Uint_32	4	LMS1xx	25 Hz: +2500d (9C4h) 50 Hz: +5000d (1388h)	25 Hz: 00 00 09 C4 50 Hz: 00 00 13 88
				LMS5xx	25 Hz: +2500d (9C4h) 35 Hz: +3500d (DACH) 50 Hz: +5000d (1388h) 75 Hz: +7500d (1A0Bh) 100 Hz: +10000d (2710h)	25 Hz: 00 00 09 C4 35 Hz: 00 00 0D AC 50 Hz: 00 00 13 88 75 Hz: 00 00 1A 0B 100 Hz: 00 00 27 10
				NAV310 LD-OEM 15xx	5 Hz ... 20 Hz: +500d ... +2000d (1F4h ... 7D0h)	5 Hz ... 20 Hz: 00 00 01 F4 ... 00 00 07 D0
				LD-LRS 36xx	5 Hz ... 15 Hz: +500d ... +1500d (1F4h ... 5DCh)	5 Hz ... 15 Hz: 00 00 01 F4 ... 00 00 05 DC
Number of active sectors	Indicates the number of active sectors	Int_16	2	LMS1xx LMS5xx	1 (0001h)	0001
				NAV310 LD-OEM 15xx LD-LRS 36xx	1 ... 4 (0001h ... 0004h)	0001 ... 0100 (binary)

Telegram structure: sAN mLMPsetscancfg							
Telegram part	Description	Variable	Length	Sensor	Values CoLa A (ASCII)	Values CoLa B (Binary)	
Per sector (active and inactive sectors)	Angular resolution	Uint_32	4	LMS1xx	0.25°: +2500d (9C4h) 0.5°: +5000d (1388h)	0.25°: 00 00 09 C4 0.5°: 00 00 13 88	
				LMS5xx	0.1667°: +1667d (683h) 0.25°: +2500d (9C4h) 0.333°: +3333d (D05h) 0.5°: +5000d (1388h) 0.667°: +6667d (1A0Bh) 1°: +10000d (2710h)	0.1667°: 00 00 06 83 0.25°: 00 00 09 C4 0.333°: 00 00 0D 05 0.5°: 00 00 13 88 0.667°: 00 00 1A 0B 1°: 00 00 27 10	
				NAV310 LD-OEM 15xx LD-LRS 36xx	0.125°... 1°: +1250d°... +10000d (4E2h°... 2710h)	0.125°... 1: 00 00 04 E2 ... 00 00 27 10	
	Start angle	[1/10000°]	Int_32	4	LMS1xx	-450000d (FFF92230h)	FF F9 22 30
					LMS5xx	-50000d (FFFF3CB0h)	FF FF 3C B0
					NAV310 LD-OEM 15x1 LD-LRS 36x1	0°... +3600000d (0h ... 36EE80h)	00 00 00 00 ... 00 36 EE 80
					LD-OEM 15x0 LD-LRS 36x0	-900000d ... +2700000d (FFF24460h ... 41EB0h)	FF F2 44 60 ... 00 04 1E B0
	Stop angle	[1/10000°]	Int_32	4	LMS1xx	+2250000d (225510h)	00 22 55 10
					LMS5xx	+1850000d (1C3A90h)	00 1C 3A 90
					NAV310 LD-OEM 15x1 LD-LRS 36x1	0 ... +3600000d (0h ... 36EE80h)	00 00 00 00 ... 00 36 EE 80
					LD-OEM 15x0 LD-LRS 36x0	-900000d ... +2700000d (FFF24460h ... 41EB0h)	FF F2 44 60 ... 00 04 1E B0


Table 17: Telegram structure: sAN mLMPsetscancfg

**Example: sAN mLMPsetscancfg**

CoLa A	ASCII	<STX>sAN[SPC]mLM Psetscancfg{SPC}0{SPC}1388{SPC}1{SPC}1388{SPC}FFF92230{SPC}225510<ETX>
	Hex	02 73 41 4E 20 6D 4C 4D 50 73 65 74 73 63 61 6E 63 66 67 20 30 20 31 33 38 38 20 31 20 31 33 38 38 20 46 46 46 39 32 32 33 30 20 32 32 35 35 31 30 03
CoLa B	Binary	02 02 02 02 00 00 00 26 73 41 4E 20 6D 4C 4D 50 73 65 74 73 63 61 6E 63 66 67 20 00 00 00 13 88 00 01 00 00 13 88 FF F9 22 30 00 22 55 10 2D

Table 18: Example: sAN mLMPsetscancfg

4.2.2 Read for frequency and angular resolution




Telegram structure: sRN LMPscancfg						
Telegram part	Description	Variable	Length	Sensor	Values CoLa A (ASCII)	Values CoLa B (Binary)
Command type	Read	String	3	All	sRN	73 52 4E
Command	Info of scan frequency and angular resolution	String	10	All	LMPscancfg	4C 4D 50 73 63 61 6E 63 66 67

Table 19: Telegram structure: sRN LMPscancfg

Example for LMS100: sRN LMPscancfg

CoLa A	ASCII	<STX>sRN{SPC}LMPscancfg<ETX>
	Hex	02 73 52 4E 20 4C 4D 50 73 63 61 6E 63 66 67 03
CoLa B	Binary	02 02 02 02 00 00 00 0E 73 52 4E 20 4C 4D 50 73 63 61 6E 63 66 67 63

Table 20: Example for LMS100: sRN LMPscancfg



Telegram structure: sRA LMPscancfg						
Telegram part	Description	Variable	Length	Sensor	Values CoLa A (ASCII)	Values CoLa B (Binary)
Command type	Answer	String	3	All	sRA	73 52 41
Command	Info of scan frequency and angular resolution	String	10	All	LMPscancfg	4C 4D 50 73 63 61 6E 63 66 67



Telegram structure: sRA LMPscancfg						
Telegram part	Description	Variable	Length	Sensor	Values CoLa A (ASCII)	Values CoLa B (Binary)
Scan frequency	[1/100 Hz]	Uint_32	4	LMS1xx	25 Hz: +2500d (9C4h) 50 Hz: +5000d (1388h)	25 Hz: 00 00 09 C4 50 Hz: 00 00 13 88
				LMS5xx	25 Hz: +2500d (9C4h) 35 Hz: +3500d (DAC h) 50 Hz: +5000d (1388h) 75 Hz: +7500d (1A0Bh) 100 Hz: +10000d (2710h)	25 Hz: 00 00 09 C4 35 Hz: 00 00 0D AC 50 Hz: 00 00 13 88 75 Hz: 00 00 1A 0B 100 Hz: 00 00 27 10
				TiMxxx	15 Hz: +1500d (5DCh)	15 Hz: 00 00 05 DC
				NAV310 LD-OEM 15xx	5 Hz ... 20 Hz: +500d ... +2000d (1F4h ... 7D0h)	5 Hz ... 20 Hz: 00 00 01 F4 ... 00 00 07 D0
				LD-LRS 36xx	5 Hz ... 15 Hz: +500d ... +1500d (1F4h ... 5DCh)	5 Hz ... 15 Hz: 00 00 01 F4 ... 00 00 05 DC
				MRS1000	50 Hz: +5000d (1388h)	50 Hz: 00 00 13 88
				LMS1000	150 Hz: +15000d (3A98h)	
				MRS6000	10 Hz: +1000d (3E8h)	10 Hz: 00 00 03 E8
Number of sectors	Indicates the number of sectors. The subsequent values will be transmitted 1 ... 4 accordingly.	Int_16	2	LMS1xx LMS5xx TiMxxx MRS1000  LMS1000 MRS6000	Sector 1: 0001h	Sector 1: 0001
				NAV310 LD-OEM 15xx LD-LRS 36xx	Sector 1: 0001h Sector 2: 0002h Sector 3: 0003h Sector 4: 0004h	Sector 1: 0001 Sector 2: 0010 Sector 3: 0011 Sector 4: 0100
Angular resolution	[1/10000°]	Uint_32	4	LMS1xx	0.25°: +2500d (9C4h) 0.5°: +5000d (1388h)	0.25°: 00 00 09 C4 0.5°: 00 00 13 88
				LMS5xx	0.1667°: +1667d (683h) 0.25°: +2500d (9C4h) 0.333°: +3333d (D05h) 0.5°: +5000d (1388h) 0.667°: +6667d (1A0Bh) 1°: +10000d (2710h)	0.1667°: 00 00 06 83 0.25°: 00 00 09 C4 0.333°: 00 00 0D 05 0.5°: 00 00 13 88 0.667°: 00 00 1A 0B 1°: 00 00 27 10
				TiMxxx	0.333°: +3333d (D05h) 1°: +10000d (2710h)	0.333°: 00 00 0D 05 1°: 00 00 27 10
				NAV310 LD-OEM 15xx LD-LRS 36xx	0.125° ... 1°: +1250d° ... +10000d (4E2h° ... 2710h)	0.125° ... 1°: 00 00 04 E2 ... 00 00 27 10

Telegram structure: sRA LMPscancfg						
Telegram part	Description	Variable	Length	Sensor	Values CoLa A (ASCII)	Values CoLa B (Binary)
				MRS1000	0.25°: +2500d (9C4h)	0.25°: 00 00 09 C4
				LMS1000	0.75°: +7500d (1D4Ch)	
				MRS6000	0.13°: +1300d (514h)	0.13°: 00 00 05 14
Start angle	[1/10000°]	Int_32	4	LMS1xx TiMxxx	-450000d ... +2250000d (FFF92230h ... 225510h)	FF F9 22 30 ... 00 22 55 10
				LMS5xx	-50000d ... +1850000d (FFFF3CB0h ... 1C3A90h)	FF FF 3C B0 ... 00 1C 3A 90
				NAV310 LD-OEM 15x1 LD-LRS 36x1	0° ... +3600000d (0h ... 36EE80h)	00 00 00 00 ... 00 36 EE 80
				LD-OEM 15x0 LD-LRS 36x0	-900000d ... +2700000d (FFF24460h ... 41EB0h)	FF F2 44 60 ... 00 04 1E B0
				MRS1000	-475000d (FFF8C088h)	FF F8 C0 88
				LMS1000	-480000d (FFF8AD00h)	
				MRS6000	+300000d (493E0h)	00 04 93 E0
Stop angle	[1/10000°]	Int_32	4	LMS1xx TiMxxx	-450000d ... +2250000d (FFF92230h ... 225510h)	FF F9 22 30 ... 00 22 55 10
				LMS5xx	-50000d ... +1850000d (FFFF3CB0h ... 1C3A90h)	FF FF 3C B0 ... 00 1C 3A 90
				NAV310 LD-OEM 15x1 LD-LRS 36x1	0 ... +3600000d (0h ... 36EE80h)	00 00 00 00 ... 00 36 EE 80
				LD-OEM 15x0 LD-LRS 36x0	-900000d ... +2700000d (FFF24460h ... 41EB0h)	FF F2 44 60 ... 00 04 1E B0
				MRS1000	+2275000d (22B6B8h)	00 22 B6 B8
				LMS1000	+2280000d (22CA40h)	
				MRS6000	+1500000d (16E360h)	00 16 E3 60

Table 21: Telegram structure: sRA LMPscancfg

**Example: sRA LMPscancfg**

CoLa A	ASCII	<STX>sRA{SPC}LMPscancfg{SPC}1388{SPC}1{SPC}1388{SPC}FFF92230{SPC}225510<ETX>
	Hex	02 73 52 41 20 4C 4D 50 73 63 61 6E 63 66 67 20 31 33 38 38 20 31 20 31 33 38 38 20 46 46 46 39 32 32 33 30 20 32 32 35 35 31 30 03
CoLa B	Binary	02 02 02 02 00 00 00 21 73 52 41 20 4C 4D 50 73 63 61 6E 63 66 67 20 00 00 13 88 00 01 00 00 13 88 FF F9 22 30 00 22 55 10 3E

Table 22: Example: sRA LMPscancfg

### 4.2.3 Alignment mode (one layer activation for adjustment)



Telegram structure: sWN MMAlignmentMode (Service) (sMN SetAccessMode 04 81BE23AA)						
Telegram part	Description	Variable	Length	Sensor	Values CoLa A (ASCII)	Values CoLa B (Binary)
Command type	Write	String	3	All	sWN	73 57 4E
Command	Set device to alignment mode	String	15	All	MMAlignmentMode	4D 4D 41 6C 69 67 6E 6D 65 6E 74 4D 6F 64 65
Layer activation					all Layer: 0 red Layer -2.5°: 1 blue Layer 0°: 2 green Layer +2.5°: 3 yellow Layer +5: 4	00 01 02 03 04

Table 23: Telegram structure: sWN MMAlignmentMode

#### Example: sWN MMAlignmentMode 2

CoLa A	ASCII	<STX>sWN{SPC}MMAlignmentMode {SPC}2<ETX>
	Hex	02 73 57 4E 20 4D 4D 41 6C 69 67 6E 6D 65 6E 74 4D 6F 64 65 20 32 03
CoLa B	Binary	02 02 02 02 00 00 00 15 73 57 4E 20 4D 4D 41 6C 69 67 6E 6D 65 6E 74 4D 6F 64 65 20 02 14

Table 24: Example: sWN MMAlignmentMode



Telegram structure: sWA MMAlignmentMode						
Telegram part	Description	Variable	Length	Sensor	Values CoLa A (ASCII)	Values CoLa B (Binary)
Command type	Answer	String	3	All	sWA	73 57 41
Command	Set device to standby	String	15	All	MMAlignmentMode	4D 4D 41 6C 69 67 6E 6D 65 6E 74 4D 6F 64 65

Table 25: Telegram structure: sWA MMAlignmentMode

#### Example: sWA MMAlignmentMode

CoLa A	ASCII	<STX>sWA{SPC}MMAlignmentMode <ETX>
	Hex	02 73 57 41 20 4D 4D 41 6C 69 67 6E 6D 65 6E 74 4D 6F 64 65 03

CoLa B	Binary	02 02 02 02 00 00 00 14 73 57 41 20 4D 4D 41 6C 69 67 6E 6D 65 6E 74 4D 6F 64 65 20 19
--------	--------	--

Table 26: Example: sWA MMAAlignmentMode

#### 4.2.4 Set scan configuration

Sets the device to an defined scan configuration, consisting of scan frequency, angular resolution, sector definition and interlace mode.



Telegram structure: sMN mCLsetscancfglist						
Telegram part	Description	Variable	Length	Sensor	Values CoLa A (ASCII)	Values CoLa B (Binary)
Command type	Method	String	3	All	sMN	73 4D 4E
Command	Set scan configuration	String	17	All	mCLsetscancfglist	6D 43 4C 73 65 74 73 63 61 6E 63 66 67 6C 69 73 74
Mode	Interlace mode (see table below)	Enum_8	1	All	+1d, +2d, +3d ... (01h, 02h, 03h ...)	01, 02, 03 ...

Table 27: Telegram structure: sMN mCLsetscancfglist

##### Interlace mode

The interlace mode allows to achieve a higher angular resolution by combining scans with lower resolution. The individual scans are shifted to each other.

The command *mCLsetscancfglist* selects combinations of scan resolution, scan frequency and resolution. If the scan area will not match to the application then an adjustment is possible by the command “mLMPsetscancfg” (see section 4.2.1 “Set frequency and angular resolution/measurement sectors” on page 14).

Mode	Inter-laced	Scan freq.	Result. scan freq.	Resolution	Total Resol.	Field of view	Sector	LRS 3601 3611	OEM 1501	NAV 310	LRS 3600	OEM 1500
1	0x	8 Hz	8 Hz	0.25°	0.25°	360°	0 ... 360°	x	x	x	(x)	(x)
2	0x	15 Hz	15 Hz	0.5°	0.5°	360°	0 ... 360°	x	x	x	(x)	(x)
3	0x	10 Hz	10 Hz	0.25°	0.25°	300°	30 ... 330°	x	x	x	x	x
4	0x	5 Hz	5 Hz	0.125°	0.125°	300°	30 ... 330°	x	x	x	x	x
5	0x	6 Hz	6 Hz	0.1875°	0.1875°	360°	0 ... 360°	x	x	x	(x)	(x)
6	0x	8Hz	8 Hz	0.25°	0.25°	359.5°	0.25° ...359.25°				x	X
8	0x	15 Hz	15 Hz	0.375°	0,375°	300°	30...330°	x	X	x	x	x
9	0x	15 Hz	15 Hz	0.5°	0.5°	359°	0.5 ... .... 359.5°				x	x
21	0x	20 Hz	20 Hz	0.5°	0.5°	300°	30 ... 330°		X	x		x
22	0x	20 Hz	20 Hz	0.75°	0.75°	360°	0 ... 360°		x	x		(x)
44	4x	10 Hz	2.5 Hz	0.25°	0.0625°	300°	30 ... 330°	x	x		(x)	(x)
46	4x	16 Hz	4 Hz	0.5°	0.125°	300°	30 ... 330°		x			(x)

Table 28: Interlace mode for sMN mCLsetscancfglist

(x): Only at raw data scan (field application)

**Example: Set scan configuration 1: sMN mCLsetscancfglist 1**

CoLa A	ASCII	<STX>sMN{SPC}mCLsetscancfglist{SPC}1<ETX>
	Hex	02 73 4D 4E 20 6D 43 4C 73 65 74 73 63 61 6E 63 66 67 6C 69 73 74 20 31 03
CoLa B	Binary	02 02 02 02 00 00 00 17 20 73 4D 4E 20 6D 43 4C 73 65 74 73 63 61 6E 63 66 67 6C 69 73 74 20 01 0F

Table 29: Example: Set scan configuration 1: sMN mCLsetscancfglist 1



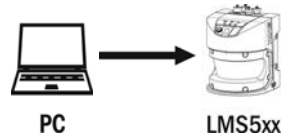
Telegram structure: sAN mCLsetscancfglist						
Telegram part	Description	Variable	Length	Sensor	Values CoLa A (ASCII)	Values CoLa B (Binary)
Command type	Answer	String	3	All	sAN	73 41 4E
Command	Confirm scan configuration	String	17	All	mCLsetscancfglist	6D 43 4C 73 65 74 73 63 61 6E 63 66 67 6C 69 73 74
Status code	Wrong setting	Enum_8	1	All	Ok: 0 Error frequency: 1 Error resolution: 2 Err. res. and freq.: 3 Err. scan field: 4 Error: 5	Ok: 00 Error frequency: 01 Error resolution: 02 Err. res. and freq.: 03 Err. scan field: 04 Error: 05

Table 30: Telegram structure: sAN mCLsetscancfglist


**Example: sAN mCLsetscancfglist Ok**

CoLa A	ASCII	<STX>sAN{SPC}mCLsetscancfglist{SPC}0<ETX >
	Hex	02 73 41 4E 20 6D 43 4C 73 65 74 73 63 61 6E 63 66 67 6C 69 73 74 20 30 03
CoLa B	Binary	02 02 02 02 00 00 00 17 73 41 4E 20 6D 43 4C 73 65 74 73 63 61 6E 63 66 67 6C 69 73 74 20 00 10

Table 31: Example: sAN mCLsetscancfglist Ok



**Note**

 After sending this telegram, it will take 30 seconds to process the new configuration in the sensor.

Telegram structure: sMN mCLsetscancfglist (user level 'authorized client' required)						
Telegram part	Description	Variable	Length	Sensor	Values CoLa A (ASCII)	Values CoLa B (Binary)
Command type	Read	String	3	All	sMN	73 4D 4E
Command	Set scan configuration	String	17	All	mCLsetscancfglist	6D 43 4C 73 65 74 73 63 61 6E 63 66 67 6C 69 73 74

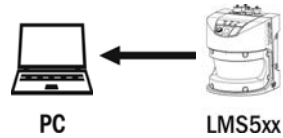
Telegram structure: sMN mCLsetscancfglist (user level 'authorized client' required)						
Telegram part	Description	Variable	Length	Sensor	Values CoLa A (ASCII)	Values CoLa B (Binary)
Mode	Scan configuration	Enum_8	1	All	0d = 25Hz, 0.167° 1d = 25Hz, 0.25° 2d = 35Hz, 0.25° 3d = 35Hz, 0.5° 4d = 50Hz, 0.333° 5d = 50Hz, 0.5° 6d = 75Hz, 0.5° 7d = 75Hz, 1.0° 8d = 100Hz, 0.667° 9d = 100Hz, 1.0° 10d = 50Hz, 0.167° interl. 11d = 75Hz, 0.25° interl. 12d = 100Hz, 0.167° interl. 13d = 100Hz, 0.333° interl. 14d = 100Hz, 0.5° interl.	00 01 02 03 04 05 06 07 08 09 0A 0B 0C 0D 0E

Table 32: Telegram structure: sMN mCLsetscancfglist

**Example: sMN mCLsetscancfglist 5**

CoLa A	ASCII	<STX>sMN{SPC}mCLsetscancfglist{SPC}5<ETX>
	Hex	02 73 4D 4E 20 6D 43 4C 73 65 74 73 63 61 6E 63 66 67 6C 69 73 74 20 35 03
CoLa B	Binary	02 02 02 02 00 00 00 17 73 4D 4E 20 6D 43 4C 73 65 74 73 63 61 6E 63 66 67 6C 69 73 74 20 05 0A

Table 33: Example: sMN mCLsetscancfglist 5



Telegram structure: sAN mCLsetscancfglist (user level 'authorized client' required)						
Telegram part	Description	Variable	Length	Sensor	Values CoLa A (ASCII)	Values CoLa B (Binary)
Command type	Answer	String	3	All	sAN	73 41 4E
Command	Confirm scan configuration	String	17	All	mCLsetscancfglist	4F 50 68 65 61 74 73 74 61 74 65 65 78 74
Status code	Result	Enum_8	1	All	0d = Ok 1d = Frequency error 2d = Resolution error 3d = Frequency and resolution combination error 4d = Range error 5d = General error	00 01 02 03 04 05

Table 34: Telegram structure: sAN mCLsetscancfglist

**Example: sAN mCLsetscancfglist 0**

CoLa A	ASCII	<STX>sAN{SPC}mCLsetscancfglist{SPC}0<ETX>
	Hex	02 73 41 4E 20 4F 50 68 65 61 74 73 74 61 74 65 65 78 74 20 30 03
CoLa B	Binary	02 02 02 02 00 00 00 14 73 41 4E 20 4F 50 68 65 61 74 73 74 61 74 65 65 78 74 20 00 03

Table 35: Example: sAN mCLsetscancfglist 0



## 4.2.5 Activate standby mode

Shut off the laser in order to extend the lifetime of laser diode. The motor keeps on turning.



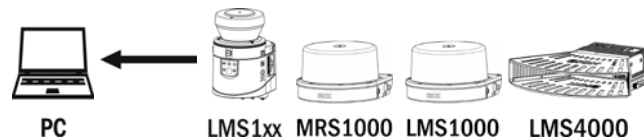
Telegram structure: sMN LMCstandby (All = Authorized client; LMS4000 = Operator)						
Telegram part	Description	Variable	Length	Sensor	Values CoLa A (ASCII)	Values CoLa B (Binary)
Command type	Method	String	3	All	sMN	73 4D 4E
Command	Set device to standby	String	10	All	LMCstandby	4C 4D 43 73 74 61 6E 64 62 79

Table 36: Telegram structure: sMN LMCstandby

### Example: sMN LMCstandby

CoLa A	ASCII	<STX>sMN{SPC}LMCstandby<ETX>
	Hex	02 73 4D 4E 20 4C 4D 43 73 74 61 6E 64 62 79 03
CoLa B	Binary	02 02 02 02 00 00 00 0E 73 4D 4E 20 4C 4D 43 73 74 61 6E 64 62 79 65

Table 37: Example: sMN LMCstandby



Telegram structure: sAN LMCstandby						
Telegram part	Description	Variable	Length	Sensor	Values CoLa A (ASCII)	Values CoLa B (Binary)
Command type	Answer	String	3	All	sAN	73 41 4E
Command	Set device to standby	String	10	All	LMCstandby	4C 4D 43 73 74 61 6E 64 62 79
Status code	Accepted when value is 0	Enum_8	1	All	No error: 0	No error: 00

Table 38: Telegram structure: sAN LMCstandby

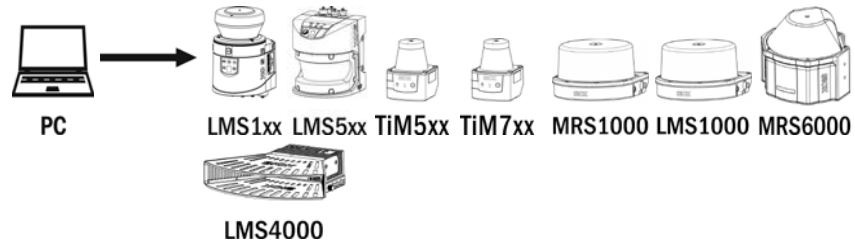
### Example: sAN LMCstandby

CoLa A	ASCII	<STX>sAN{SPC}LMCstandby{SPC}0<ETX>
	Hex	02 73 41 4E 20 4C 4D 43 73 74 61 6E 64 62 79 20 30 03
CoLa B	Binary	02 02 02 02 00 00 00 10 73 41 4E 20 4C 4D 43 73 74 61 6E 64 62 79 20 00 49

Table 39: Example: sAN LMCstandby

4.2.6 Start measurement

Start the laser and (unless in Standby mode) the motor of the device



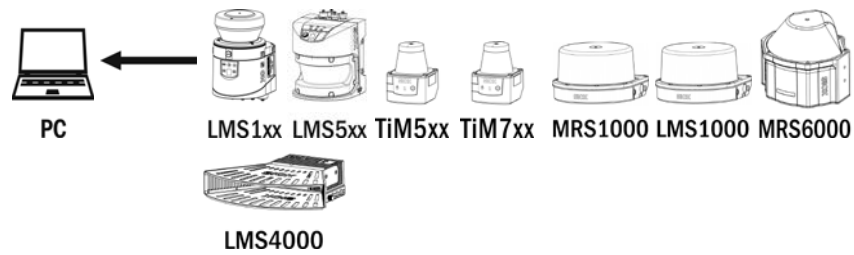
Telegram structure: sMN LMCstartmeas (All = Authorized client; LMS4000 = Operator)						
Telegram part	Description	Variable	Length	Sensor	Values CoLa A (ASCII)	Values CoLa B (Binary)
Command type	Method	String	3	All	sMN	73 4D 4E
Command	Start measurement	String	12	All	LMCstartmeas	4C 4D 43 73 74 61 72 74 6D 65 61 73

Table 40: Telegram structure: sMN LMCstartmeas

**Example: sMN LMCstartmeas**

CoLa A	ASCII	<STX>sMN{SPC}LMCstartmeas<ETX>
	Hex	02 73 4D 4E 20 4C 4D 43 73 74 61 72 74 6D 65 61 73 03
CoLa B	Binary	02 02 02 02 00 00 00 10 73 4D 4E 20 4C 4D 43 73 74 61 72 74 6D 65 61 73 68

Table 41: Example: sMN LMCstartmeas



Telegram structure: sAN LMCstartmeas						
Telegram part	Description	Variable	Length	Sensor	Values CoLa A (ASCII)	Values CoLa B (Binary)
Command type	Answer	String	3	All	sAN	73 41 4E
Command	Start measurement	String	12	All	LMCstartmeas	4C 4D 43 73 74 61 72 74 6D 65 61 73
Status code	Accepted when value is 0	Enum_8	1	All	No error: 0 Not allowed: 1	No error: 00 Not allowed: 01

Table 42: Telegram structure: sAN LMCstartmeas

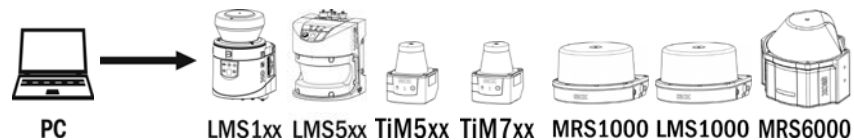
**Example: sAN LMCstartmeas**

CoLa A	ASCII	<STX>sAN{SPC}LMCstartmeas{SPC}0<ETX>
	Hex	02 73 41 4E 20 4C 4D 43 73 74 61 72 74 6D 65 61 73 20 30 03
CoLa B	Binary	02 02 02 02 00 00 00 12 73 41 4E 20 4C 4D 43 73 74 61 72 74 6D 65 61 73 20 00 44

Table 43: Example: sAN LMCstartmeas

**4.2.7 Stop measurement**

Shut off the laser and stop the motor of the device



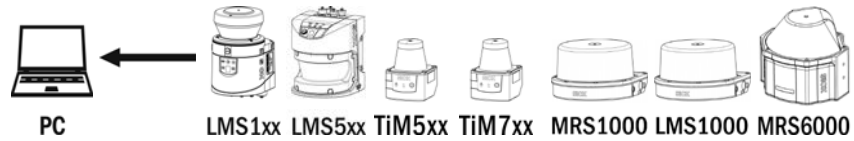
Telegram structure: sMN LMCstopmeas (Authorized client)						
Telegram part	Description	Variable	Length	Sensor	Values CoLa A (ASCII)	Values CoLa B (Binary)
Command type	Method	String	3	All	sMN	73 4D 4E
Command	Stop measurement	String	11	All	LMCstopmeas	4C 4D 43 73 74 6F 70 6D 65 61 73

Table 44: Telegram structure: sMN LMCstopmeas

**Example: sMN LMCstopmeas**

CoLa A	ASCII	<STX>sMN{SPC}LMCstopmeas<ETX>
	Hex	02 73 4D 4E 20 4C 4D 43 73 74 6F 70 6D 65 61 73 03
CoLa B	Binary	02 02 02 02 00 00 00 0F 73 4D 4E 20 4C 4D 43 73 74 6F 70 6D 65 61 73 10

Table 45: Example: sMN LMCstopmeas



Telegram structure: sAN LMCstopmeas						
Telegram part	Description	Variable	Length	Sensor	Values CoLa A (ASCII)	Values CoLa B (Binary)
Command type	Answer	String	3	All	sAN	73 41 4E
Command	Stop measurement	String	11	All	LMCstopmeas	4C 4D 43 73 74 6F 70 6D 65 61 73
Status code	Accepted when value is 0	Enum_8	1	All	No error: 0 Not allowed: 1	No error: 00 Not allowed: 01

Table 46: Telegram structure: sAN LMCstopmeas

**Example: sAN LMCstopmeas**

CoLa A	ASCII	<STX>sAN{SPC}LMCstopmeas{SPC}0<ETX>
	Hex	02 73 41 4E 20 4C 4D 43 73 74 6F 70 6D 65 61 73 20 30 03
CoLa B	Binary	02 02 02 02 00 00 00 11 73 41 4E 20 4C 4D 43 73 74 6F 70 6D 65 61 73 20 00 3C

Table 47: Example: sAN LMCstopmeas

## 4.2.8 Autostart measurement



Telegram structure: sWN LMPautostartmeas (Authorized client)						
Telegram part	Description	Variable	Length	Sensor	Values CoLa A (ASCII)	Values CoLa B (Binary)
Command type	Write	String	3	All	sWN	73 57 4E
Command	Autostart measurement	String	16	All	LMPautostartmeas	4C 4D 50 61 75 74 6F 73 74 61 72 74 6D 65 61 73
Status code	Activate / Deactivate Autostart	Bool_1	1	All	Autostart off: 0 Autostart on: 1	00 01

Table 48: Telegram structure: sWN LMPautostartmeas

### Example: sWN LMPautostartmeas 1

CoLa A	ASCII	<STX>sWN{SPC}LMPautostartmeas{SPC}1 <ETX>
	Hex	02 73 57 4E 20 4C 4D 50 61 75 74 6F 73 74 61 72 74 6D 65 61 73 20 31 03
CoLa B	Binary	02 02 02 02 00 00 00 16 73 57 4E 20 4C 4D 50 61 75 74 6F 73 74 61 72 74 6D 65 61 73 20 01 4F

Table 49: Example: sWN LMPautostartmeas 1

This parameter defines whether the scanner will start directly rotate and measure when powering up or remain in idle mode. The changed setting (saved with will the command sMN mEEwriteall) will be then be active with the next power-up cycle.



Telegram structure: sWA LMPautostartmeas						
Telegram part	Description	Variable	Length	Sensor	Values CoLa A (ASCII)	Values CoLa B (Binary)
Command type	Answer	String	3	All	sWA	73 57 41
Command	Autostart measurement	String	14	All	LMPautostartmeas	4C 4D 43 73 74 61 72 74 6D 65 61 73

Table 50: Telegram structure: sWA LMDautostartmeas

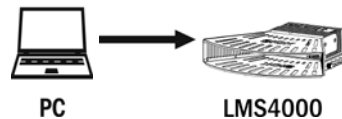
**Example: sWA LMPautostartmeas**

CoLa A	ASCII	<STX>sWA{SPC}LMPautostartmeas<ETX>
	Hex	02 73 57 41 20 4C 4D 43 73 74 61 72 74 6D 65 61 73 03
CoLa B	Binary	02 02 02 02 00 00 00 15 73 57 41 20 4C 4D 50 61 75 74 6F 73 74 61 72 74 6D 65 61 73 20 41

Table 51: Example: sWA LMPautostartmeas

**4.2.9 Laser Control**

Define if laser is always on or rather switched on and off by specific trigger signal. Also select delay times and timeout.



Telegram structure: sWN IOlasc (Authorized client)						
Telegram part	Description	Variable	Length	Sensor	Values CoLa A (ASCII)	Values CoLa B (Binary)
Command type	Write	String	3	All	sWN	73 57 4E
Command	Autostart measurement	String	6	All	IOlasc	49 4F 6C 61 73 63
Trigger Source	Select Trigger Source	Uint_8	1	All	Free running: 0 Software: 1 Input 1: 2 Input 2: 3 Input 1 or 2: 4	00 01 02 03 04
Delay on Start	Delay on Start in ms	Uint_16	2	All	0 ... +65535d (0 ... FFFFh)	00 00 ... FF FF
Delay on Stop	Delay on Stop in ms	Uint_16	2	All	0 ... +65535d (0 ... FFFFh)	00 00 ... FF FF

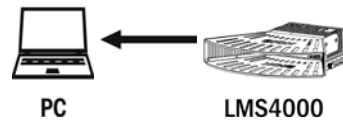
Telegram structure: sWN IOlasc (Authorized client)						
Telegram part	Description	Variable	Length	Sensor	Values CoLa A (ASCII)	Values CoLa B (Binary)
Laser Timeout	Laser shuts down after defined time in s, if trigger signal does not disappear	Uint_16	2	All	0 = inactive 1 ... +65535d (0 ... FFFFh)	00 00 00 01 ... FF FF
Delay settings	Reserved	Uint_8	1	All	Always: 0	00

Table 52: Telegram structure: sWN IOlasc

**Example: sWN IOlasc 1 +500 0 0 0**

CoLa A	ASCII	<STX>sMN{SPC}IOlasc{SPC}1{SPC}+500{SPC}0{SPC}0{SPC}0<ETX >
	Hex	02 73 57 4E 20 49 4F 6C 61 73 63 20 31 20 2B 35 30 30 20 30 20 30 03
CoLa B	Binary	02 02 02 02 00 00 00 16 73 57 4E 20 49 4F 6C 61 73 63 20 01 01 F4 00 00 00 00 00 00 20 A5

Table 53: Example: sWN IOlasc with Software Trigger and 0.5 s delay on start.



Telegram structure: sWA IOlasc						
Telegram part	Description	Variable	Length	Sensor	Values CoLa A (ASCII)	Values CoLa B (Binary)
Command type	Answer	String	3	All	sWA	73 57 41
Command	Autostart measurement	String	14	All	IOlasc	49 4F 6C 61 73 63

Table 54: Telegram structure: sWA IOlasc

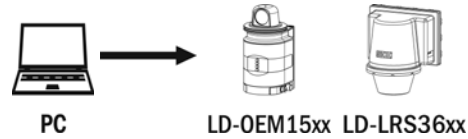
**Example: sWA IOlasc**

CoLa A	ASCII	<STX>sWA{SPC}IOlasc<ETX >
	Hex	02 73 57 41 20 49 4F 6C 61 73 63 03
CoLa B	Binary	02 02 02 02 00 00 00 0B 73 57 41 20 49 4F 6C 61 73 63 20 7E

Table 55: Example: sWA IOlasc

4.2.10 Activate/deactivate field application

With the aid of the integrated field application, the LD-OEM1500/LD-LRS3600 evaluates up to four evaluation fields within its scan area.



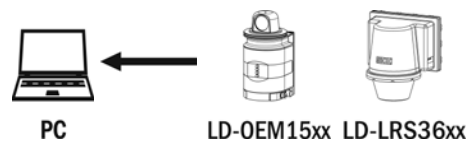
Telegram structure: sWN CLApplication (Authorized client)						
Telegram part	Description	Variable	Length	Sensor	Values CoLa A (ASCII)	Values CoLa B (Binary)
Command type	Write	String	3	All	sWN	73 57 4E
Command	Activate/deactivate field application	String	13	All	CLApplication	43 4C 41 70 70 6C 69 63 61 74 69 6F 6E
Mode	Application	Enum_16	2	All	Scan only: 00 Field application: 11	Scan only: 00 00 Field application: 00 11

Table 56: Telegram structure: sWN CLApplication

Example: Activate the field application: sWN CLApplication 11

CoLa A	ASCII	<STX>sWN{SPC}CLApplication{SPC}11<ETX >
	Hex	02 73 57 4E 20 43 4C 41 70 70 6C 69 63 61 74 69 6F 6E 20 31 31 03
CoLa B	Binary	02 02 02 02 00 00 00 17 73 57 4E 20 43 4C 41 70 70 6C 69 63 61 74 69 6F 6E 20 00 11 1F

Table 57: Example: Activate the field application: sWN CLApplication 11



Telegram structure: sWA CLApplication						
Telegram part	Description	Variable	Length	Sensor	Values CoLa A (ASCII)	Values CoLa B (Binary)
Command type	Answer	String	3	All	sWA	73 57 41
Command	Activate/deactivate field application	String	13	All	CLApplication	43 4C 41 70 70 6C 69 63 61 74 69 6F 6E

Table 58: Telegram structure: sWA CLApplication



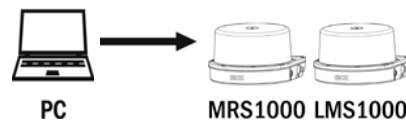
**Example: sWA CLApplication correct and accepted**

CoLa A	ASCII	<STX>sWA{SPC}CLApplication<ETX>
	Hex	02 73 57 41 20 43 4C 41 70 70 6C 69 63 61 74 69 6F 6E 03
CoLa B	Binary	02 02 02 02 00 00 00 11 73 57 41 20 43 4C 41 70 70 6C 69 63 61 74 69 6F 6E 1A

Table 59: Example: sWA CLApplication correct and accepted

**4.2.11 Application selection and switching**

Selection between the field application (default) and the ranging application in the device.



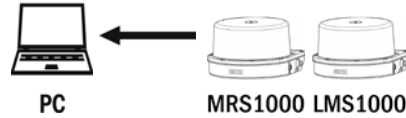
Telegram structure: sWN SetActiveApplications (Authorized client)						
Telegram part	Description	Variable	Length	Sensor	Values CoLa A (ASCII)	Values CoLa B (Binary)
Command type	Write	String	3	All	sWN	73 57 4E
Command	Selects all currently active applications of the scanner	String	13	All	SetActiveApplications	43 4C 41 70 70 6C 69 63 61 74 69 6F 6E
Array length				All	0..1	00...01
Identifier	Application	String			FEVL (Field Application) RANG (Ranging)	46 45 56 4C 52 41 4E 47
Active		Bool			False = 0 True = 1	False = 00 True = 01

Table 60: Telegram structure: sWN SetActiveApplications

**Example: Activate the field application: sWN CLApplication 11**

CoLa A	ASCII	<STX>sWN{SPC}SetActiveApplications{SPC}1{SPC}FEVL{SPC}1<ETX>
	Hex	73 57 4E 20 53 65 74 41 63 74 69 76 65 41 70 70 6C 69 63 61 74 69 6F 6E 73 20 31 20 46 45 56 4C 20 31
CoLa B	Binary	02 02 02 02 00 00 00 22 73 57 4E 20 53 65 74 41 63 74 69 76 65 41 70 70 6C 69 63 61 74 69 6F 6E 73 20 31 20 46 45 56 4C 20 31 34

Table 61: Example: Activate the field application: : sWN SetActiveApplications 1 FEVL 1



Telegram structure: sWA SetActiveApplications						
Telegram part	Description	Variable	Length	Sensor	Values CoLa A (ASCII)	Values CoLa B (Binary)
Command type	Answer	String	3	All	sWA	73 57 41
Command	Selects all currently active applications of the scanner	String		All	SetActiveApplications	53 65 74 41 63 74 69 76 65 41 70 70 6C 69 63 61 74 69 6F 6E 73

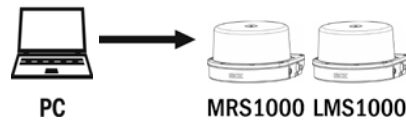
Table 62: Telegram structure: sWA SetActiveApplications

**Example: sWA CLApplication correct and accepted**

CoLa A	ASCII	<STX>sWA{SPC}SetActiveApplications<ETX>
	Hex	73 57 41 20 53 65 74 41 63 74 69 76 65 41 70 70 6C 69 63 61 74 69 6F 6E 73
CoLa B	Binary	02 02 02 02 00 00 00 19 73 57 41 20 53 65 74 41 63 74 69 76 65 41 70 70 6C 69 63 61 74 69 6F 6E 73 02

Table 63: Example: sWA SetActiveApplications correct and accepted

**4.2.12 Read Application selection and switching**



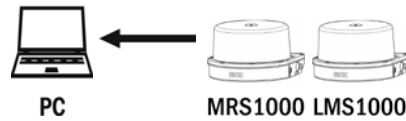
Telegram structure: sRN SetActiveApplications						
Telegram part	Description	Variable	Length	Sensor	Values CoLa A (ASCII)	Values CoLa B (Binary)
Command type	Read	String	3	All	sRN	73 52 4E
Command	Info of scan frequency and angular resolution	String	10	All	SetActiveApplications	53 65 74 41 63 74 69 76 65 41 70 70 6C 69 63 61 74 69 6F 6E 73

Table 64: Telegram structure: sRN SetActiveApplications

**Example for MRS1000: sRN SetActiveApplications**

CoLa A	ASCII	<STX>sRN{SPC}SetActiveApplications<ETX>
	Hex	73 52 4E 20 53 65 74 41 63 74 69 76 65 41 70 70 6C 69 63 61 74 69 6F 6E 73
CoLa B	Binary	02 02 02 02 00 00 00 19 73 52 4E 20 53 65 74 41 63 74 69 76 65 41 70 70 6C 69 63 61 74 69 6F 6E 73 08

Table 65: Example for MRS1000: sRN SetActiveApplications



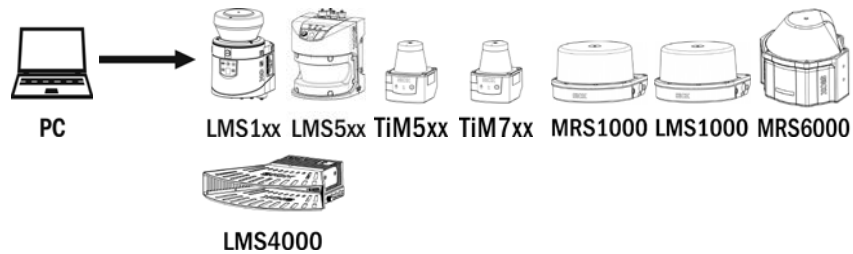
Telegram structure: sRA SetActiveApplications						
Telegram part	Description	Variable	Length	Sensor	Values CoLa A (ASCII)	Values CoLa B (Binary)
Command type	Answer	String	3	All	sRA	73 52 41
Command	Info of scan frequency and angular resolution	String	10	All	SetActiveApplications	73 52 4E 20 53 65 74 41 63 74 69 76 65 41 70 70 6C 69 63 61 74 69 6F 6E 73

4.2.13 Load factory defaults



**NOTE**

The Factory-Reset (Load factory defaults) deletes the entire parametrization of the device. All parameters, settings and system applications will be set to default.



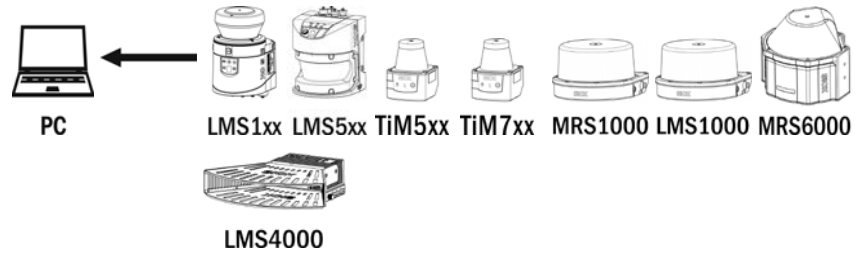
Telegram structure: sMN mSCloadfacdef (Authorized client)						
Telegram part	Description	Variable	Length	Sensor	Values CoLa A (ASCII)	Values CoLa B (Binary)
Command type	Method	String	3	All	sMN	Not possible
Command	Load factory defaults	String	13	All	mSCloadfacdef	Not possible

Table 66: Telegram structure: sMN mSCloadfacdef

**Example: sMN mSCloadfacdef**

CoLa A	ASCII	<STX>sMN{SPC}mSCloadfacdef<ETX>
	Hex	02 73 4D 4E 20 6D 53 43 6C 6F 61 64 66 61 63 64 65 66 03
CoLa B	Binary	Not possible

Table 67: Example: sMN mSCloadfacdef



Telegram structure: sAN mSCloadfacdef						
Telegram part	Description	Variable	Length	Sensor	Values CoLa A (ASCII)	Values CoLa B (Binary)
Command type	Answer	String	3	All	sAN	Not possible
Command	Load factory defaults	String	13	All	mSCloadfacdef	Not possible

Table 68: Telegram structure: sAN mSCloadfacdef

**Example: sAN mSCloadfacdef**

CoLa A	ASCII	<STX>sAN{SPC}mSCloadfacdef<ETX>
	Hex	02 73 41 4E 20 6D 53 43 6C 6F 61 64 66 61 63 64 65 66 03
CoLa B	Binary	Not possible

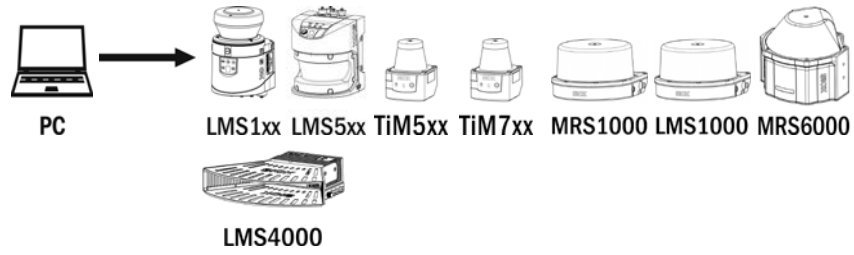
Table 69: Example: sAN mSCloadfacdef

**4.2.14 Load application defaults**



**NOTE**

The Application-Reset (Load application defaults) deletes only the user parametrization of the Fields, Evaluation cases (EVC) and parameters under the header “Application”. Other parameters like Interface settings, Echo Filter, etc. remain unaffected.



Telegram structure: sMN mSCloadappdef (Authorized client)						
Telegram part	Description	Variable	Length	Sensor	Values CoLa A (ASCII)	Values CoLa B (Binary)
Command type	Method	String	3	All	sMN	Not possible
Command	Load application defaults	String	13	All	mSCloadappdef	Not possible

Table 70: Telegram structure: sMN mSCloadappdef

**Example: sMN mSCloadappdef**

CoLa A	ASCII	<STX>sMN{SPC}mSCloadappdef<ETX >
	Hex	02 73 4D 4E 20 6D 53 43 6C 6F 61 64 61 70 70 64 65 66 03
CoLa B	Binary	Not possible

Table 71: Example: sMN mSCloadappdef



Telegram structure: sAN mSCloadappdef						
Telegram part	Description	Variable	Length	Sensor	Values CoLa A (ASCII)	Values CoLa B (Binary)
Command type	Answer	String	3	All	sAN	Not possible
Command	Load application defaults	String	13	All	mSCloadappdef	Not possible

Table 72: Telegram structure: sAN mSCloadappdef

**Example: sAN mSCloadappdef**

CoLa A	ASCII	<STX>sAN{SPC}mSCloadappdef<ETX>
	Hex	02 73 41 4E 20 6D 53 43 6C 6F 61 64 61 70 70 64 65 66 03

CoLa B	Binary	Not possible
--------	--------	--------------

Table 73: Example: sAN mSCloadappdef

4.2.15 Change password



**NOTE**

If logged in with a higher level you may set the password for lower levels as well.



Telegram structure: sMN SetPassword (the same User level or higher)						
Telegram part	Description	Variable	Length	Sensor	Values CoLa A (ASCII)	Values CoLa B (Binary)
Command type	Method	String	3	All	sMN	73 4D 4E
Command	Set password request	String	13	All	SetPassword	53 65 74 50 61 73 73 77 6F 72 64
User level	User level that the password will be applied to	Int_8	1	All	Maintenance: 02 Authorized client: 03 Service: 04	Maintenance: 02 Authorized client: 03 Service: 04
Password	Hash value of the new password	Uint_32	4	All	<Hash value>	<Hash value>

Table 74: Telegram structure: sMN SetPassword

**Example: sMN SetPassword**

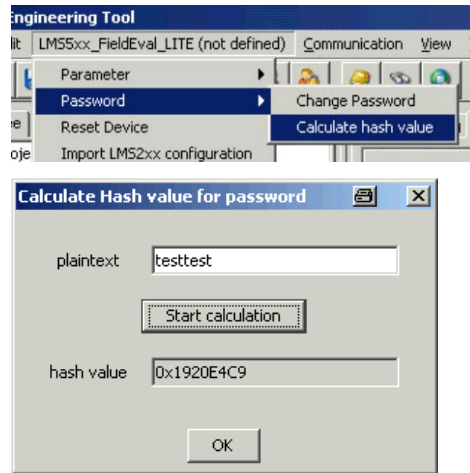
Set password for Authorized user to “testtest”.

CoLa A	ASCII	<STX>sMN{SPC}SetPassword{SPC}03{SPC}19 20 E4 C9<ETX>
	Hex	02 73 4D 4E 20 53 65 74 50 61 73 73 77 6F 72 64 20 30 33 20 19 20 E4 C9 03
CoLa B	Binary	02 02 02 02 00 00 00 17 73 4D 4E 20 53 65 74 50 61 73 73 77 6F 72 64 20 30 33 20 19 20 E4 C9 3A

Table 75: Example: sMN SetPassword

**Calculating the hash value of the password**

- ▶ Login SOPAS with user level “Service”.
- ▶ Select [Device] > Password > Calculate Hash value.



Telegram structure: sAN SetPassword						
Telegram part	Description	Variable	Length	Sensor	Values CoLa A (ASCII)	Values CoLa B (Binary)
Command type	Answer	String	3	All	sAN	Not possible
Command	Set password requested	String	13	All	SetPassword	53 65 74 50 61 73 73 77 6F 72 64
Success	Confirmation	Int_8	1	All	0: Failed 1: Success	0: Failed 1: Success

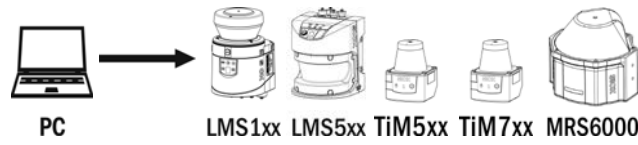
Table 76: Telegram structure: sAN SetPassword

**Example: sAN SetPassword**

CoLa A	ASCII	<STX>sAN[SPC]SetPassword{SPC}1<ETX >
	Hex	02 73 4D 4E 20 53 65 74 50 61 73 73 77 6F 72 64 20 31 03
CoLa B	Binary	02 02 02 02 00 00 00 11 73 41 4E 20 53 65 74 50 61 73 73 77 6F 72 64 20 31 30

Table 77: Example: sAN SetPassword

4.2.16 Check password



Telegram structure: sMN CheckPassword (the same User level or higher)						
Telegram part	Description	Variable	Length	Sensor	Values CoLa A (ASCII)	Values CoLa B (Binary)
Command type	Method	String	3	All	sMN	73 4D 4E
Command	Check password request	String	13	All	CheckPassword	43 68 65 63 6B 50 61 73 73 77 6F 72 64
User level	User level to check the password for	Int_8	1	All	Maintenance: 02 Authorized client: 03 Service: 04	Maintenance: 02 Authorized client: 03 Service: 04
Password	Hash value of the password to be checked	Uint_32	4	All	<Hash value>	<Hash value>

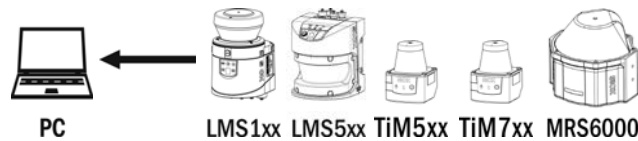
Table 78: Telegram structure: sMN CheckPassword

**Example: sMN CheckPassword**

Check password “testtest” for Authorized user.

CoLa A	ASCII	<STX>sMN{SPC}CheckPassword{SPC}03{SPC}19 20 E4 C9<ETX>
	Hex	02 73 4D 4E 20 43 68 65 63 6B 50 61 73 73 77 6F 72 64 20 30 33 20 19 20 E4 C9 03
CoLa B	Binary	02 02 02 02 00 00 00 19 73 4D 4E 20 43 68 65 63 6B 50 61 73 73 77 6F 72 64 20 30 33 20 19 20 E4 C9 0E

Table 79: Example: sMN CheckPassword



Telegram structure: sAN CheckPassword						
Telegram part	Description	Variable	Length	Sensor	Values CoLa A (ASCII)	Values CoLa B (Binary)
Command type	Answer	String	3	All	sAN	Not possible
Command	Check password requested	String	13	All	CheckPassword	43 68 65 63 6B 50 61 73 73 77 6F 72 64
Success	Confirmation	Int_8	1	All	0: Failed 1: Success	0: Failed 1: Success

Table 80: Telegram structure: sAN CheckPassword



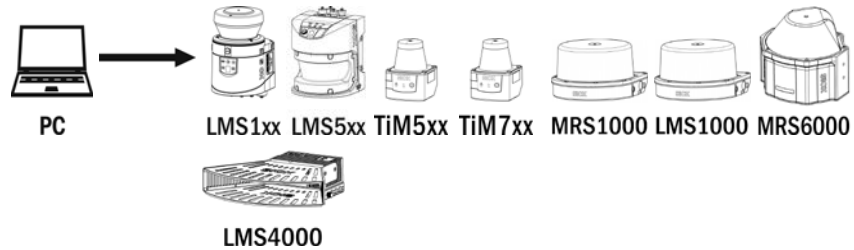
**Example: sAN CheckPassword**

CoLa A	ASCII	<STX>sAN{SPC}CheckPassword{SPC}1<ETX>
	Hex	02 73 41 4E 20 43 68 65 63 6B 50 61 73 73 77 6F 72 64 20 30 31 03
CoLa B	Binary	02 73 41 4E 20 43 68 65 63 6B 50 61 73 73 77 6F 72 64 20 31 03

Table 81: Example: sAN CheckPassword

**4.2.17 Reboot device**

This command includes saving all parameters.



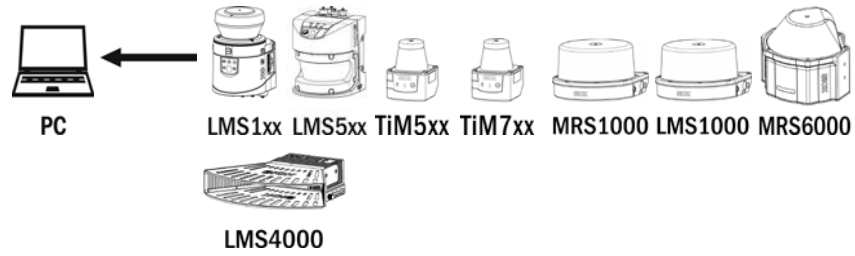
Telegram structure: sMN mSCreboot (Authorized client)						
Telegram part	Description	Variable	Length	Sensor	Values CoLa A (ASCII)	Values CoLa B (Binary)
Command type	Method	String	3	All	sMN	73 4D 4E
Command	Reboot device	String	9	All	mSCreboot	6D 53 43 72 65 62 6F 6F 74

Table 82: Telegram structure: sMN mSCreboot

**Example: sMN mSCreboot**

CoLa A	ASCII	<STX>sMN{SPC}mSCreboot<ETX>
	Hex	02 73 4D 4E 20 6D 53 43 72 65 62 6F 6F 74 03
CoLa B	Binary	02 02 02 02 00 00 00 0D 73 4D 4E 20 6D 53 43 72 65 62 6F 6F 74 2C

Table 83: Example: sMN mSCreboot



Telegram structure: sAN mSCreboot						
Telegram part	Description	Variable	Length	Sensor	Values CoLa A (ASCII)	Values CoLa B (Binary)
Command type	Answer	String	3	All	sAN	73 41 4E
Command	Reboot device	String	9	All	mSCreboot	6D 53 43 72 65 62 6F 6F 74

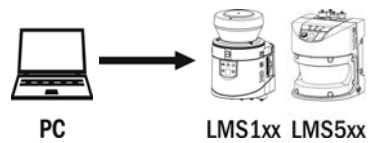
Table 84: Telegram structure: sAN mSCreboot

**Example: sAN mSCreboot**

CoLa A	ASCII	<STX>sAN{SPC}mSCreboot<ETX>
	Hex	02 73 41 4E 20 6D 53 43 72 65 62 6F 6F 74 03
CoLa B	Binary	02 02 02 02 00 00 00 0E 73 41 4E 20 6D 53 43 72 65 62 6F 6F 74 00

Table 85: Example: sAN mSCreboot

## 4.2.18 Set contamination measurement settings



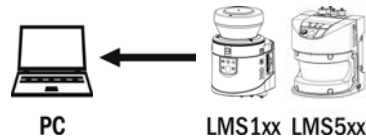
Telegram structure: sWN LCMcfg (Authorized client)						
Telegram part	Description	Variable	Length	Sensor	Values CoLa A (ASCII)	Values CoLa B (Binary)
Command type	Write	String	3	All	sWN	73 57 4E
Command		String	6	All	LCMcfg	4C 43 4D 63 66 67
Strategy	Strategy code	Enum_8	1	All	Inactive: 0 High available: 1 Available: 2 Sensitive: 3 Semi-sensitive: 4	Inactive: 00 High available: 01 Available: 02 Sensitive: 03 Semi-sensitive: 04
Response time	Time lapse	Uint_32	4	All	+1d ... +60d (01h ... 3Ch)	00 00 00 01 ... 00 00 00 3C
Threshold warning	Threshold value	Uint_32	4	All	0d ... +100d (00h ... 64h)	00 00 00 00 ... 00 00 00 64
Threshold error	Threshold value	Uint_32	4	All	0d ... +100d (00h ... 64h)	00 00 00 00 ... 00 00 00 64

Table 86: Telegram structure: sWN LCMcfg

**Example: sWN LCMcfg**

CoLa A	ASCII	<STX>sWN{SPC}LCMcfg{SPC}1{SPC}+30{SPC}+65{SPC}+45<ETX>
	Hex	02 73 57 4E 20 4C 43 4D 63 66 67 20 31 20 2B 33 30 20 2B 36 35 20 2B 34 35 03
CoLa B	Binary	02 02 02 02 00 00 00 18 73 57 4E 20 4C 43 4D 63 66 67 20 01 00 00 00 1E 00 00 00 41 00 00 00 2D 39

Table 87: Example: sWN LCMcfg



Telegram structure: sWA LCMcfg						
Telegram part	Description	Variable	Length	Sensor	Values CoLa A (ASCII)	Values CoLa B (Binary)
Command type	Answer	String	3	All	sWA	73 57 41
Command		String	6	All	LCMcfg	4C 43 4D 63 66 67

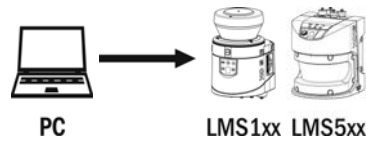
Table 88: Telegram structure: sWA LCMcfg

**Example: sWA LCMcfg**

CoLa A	ASCII	<STX>sWA{SPC}LCMcfg<ETX>				
	Hex	02 73 57 41 20 4C 43 4D 63 66 67 03				
CoLa B	Binary	02 02 02 02 00 00 00 0B 73 57 41 20 4C 43 4D 63 66 67 45				

Table 89: Example: sWA LCMcfg

**4.2.19 Read contamination measurement settings**



Telegram structure: sRN LCMcfg						
Telegram part	Description	Variable	Length	Sensor	Values CoLa A (ASCII)	Values CoLa B (Binary)
Command type	Read	String	3	All	sRN	73 52 4E
Command		String	6	All	LCMcfg	4C 43 4D 63 66 67

Table 90: Telegram structure: sRN LCMcfg

**Example: sRN LCMcfg**

CoLa A	ASCII	<STX>sRN{SPC}LCMcfg<ETX>				
	Hex	02 73 52 4E 20 4C 43 4D 63 66 67 03				
CoLa B	Binary	02 02 02 02 00 00 00 0A 73 52 4E 20 4C 43 4D 63 66 67 6F				

Table 91: Example: sRN LCMcfg



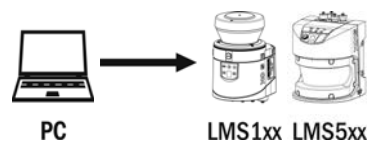
Telegram structure: sRA LCMcfg						
Telegram part	Description	Variable	Length	Sensor	Values CoLa A (ASCII)	Values CoLa B (Binary)
Command type	Answer	String	3	All	sRA	73 52 41
Command	Read for settings	String	6	All	LCMcfg	4C 43 4D 63 66 67
Strategy	Strategy code	Enum_8	1	All	Inactive: 0 High available: 1 Available: 2 Sensitive: 3 Semi-sensitive: 4	Inactive: 00 High available: 01 Available: 02 Sensitive: 03 Semi-sensitive: 04
Response time	Time lapse	Uint_16	2	All	+1d ... +60d (00h ... 3Ch)	00 00 ... 00 3C
Threshold warning	Threshold value	Uint_16	2	All	0d ... +100d (00h ... 64h)	00 00 ... 00 64
Threshold error	Threshold value	Uint_16	2	All	0d ... +100d (00h ... 64h)	00 00 ... 00 64

Table 92: Telegram structure: sRA LCMcfg

**Example: sRA LCMcfg**

CoLa A	ASCII	<STX>sRA{SPC}LCMcfg{SPC}1{SPC}1{SPC}46{SPC}1E<ETX>
	Hex	02 73 57 41 20 4C 43 4D 63 66 67 20 31 20 31 20 34 36 20 31 45 03
CoLa B	Binary	02 02 02 02 00 00 00 12 73 52 41 20 4C 43 4D 63 66 67 20 01 00 01 00 46 00 1E 18

Table 93: Example: sRA LCMcfg

**4.2.20 Read contamination measurement detailed values**

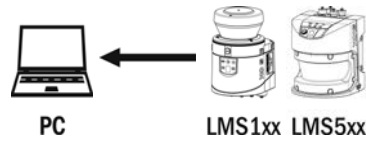
Telegram structure: sRN CMContLviM						
Telegram part	Description	Variable	Length	Sensor	Values CoLa A (ASCII)	Values CoLa B (Binary)
Command type	Read	String	3	All	sRN	73 52 4E
Command		String	10	All	CMContLviM	43 4D 43 6F 6E 74 4C 76 6C 4D

Table 94: Telegram structure: sRN CMContLviM

**Example: sRN CMContLvIM**

CoLa A	ASCII	<STX>sRN{SPC}CMContLvIM<ETX>
	Hex	02 73 52 4E 20 43 4D 43 6F 6E 74 4C 76 6C 4D 03
CoLa B	Binary	02 02 02 02 00 00 00 0E 73 52 4E 20 43 4D 43 6F 6E 74 4C 76 6C 4D 6C

Table 95: Example: sRN CMContLvIM



**Telegram structure: sRA CMContLvIM**

Telegram part	Description	Variable	Length	Sensor	Values CoLa A (ASCII)	Values CoLa B (Binary)
Command type	Answer	String	3	All	sRA	73 52 41
Command		String	10	All	CMContLvIM	43 4D 43 6F 6E 74 4C 76 6C 4D
Contamination data for different channels	[% of transparency] in order of the different channels	Uint_8	1	LMS1xx	Order of 7 channels: -25.8°/12.8°/51.4°/90°/ 128.6°/167.2°/205.8° 0d ... +100d (00h ... 64h)	Order of 7 channels: -25.8°/12.8°/51.4°/90°/ 128.6°/167.2°/205.8° 00 ... 64
				LMS5xx NAV310 LD-OEM 15xx LD-LRS 36xx	Order of 6 channels: 5°/35°/70°/110°/145°/ 175° 0d ... +100d (00h ... 64h)	Order of 6 channels: 5°/35°/70°/110°/145°/ 175° 00 ... 64

Table 96: Telegram structure: sRA CMContLvIM


**Example for LMS5xx: sRA CMContLvIM**

5° - to 110° -channel: 100%, 145° - and 175° -channel only 84 % availability:

CoLa A	ASCII	<STX>sRA{SPC}CMContLvIM{SPC}64{SPC}64{SPC}64{SPC}64{SPC}54{SPC}54{SPC}<ETX>
	Hex	02 73 52 41 20 43 4D 43 6F 6E 74 4C 76 6C 4D 20 64 64 64 64 54 54 03
CoLa B	Binary	02 02 02 02 00 00 00 15 73 52 41 20 43 4D 43 6F 6E 74 4C 76 6C 4D 20 64 64 64 64 54 54 43

Table 97: Example for LMS5xx: sRA CMContLvIM

4.2.21 Save parameters permanently




Telegram structure: sMN mEEwriteall (Authorized client)						
Telegram part	Description	Variable	Length	Sensor	Values CoLa A (ASCII)	Values CoLa B (Binary)
Command type	Method	String	3	All	sMN	73 4D 4E
Command	Store parameters permanently	String	11	All	mEEwriteall	6D 45 45 77 72 69 74 65 61 6C 6C

Table 98: Telegram structure: sMN mEEwriteall

**Example: sMN mEEwriteall**

CoLa A	ASCII	<STX>sMN{SPC}mEEwriteall<ETX>
	Hex	02 73 4D 4E 20 6D 45 45 77 72 69 74 65 61 6C 6C 03
CoLa B	Binary	02 02 02 02 00 00 00 0F 73 4D 4E 20 6D 45 45 77 72 69 74 65 61 6C 6C 21

Table 99: Example: sMN mEEwriteall



Telegram structure: sAN mEEwriteall						
Telegram part	Description	Variable	Length	Sensor	Values CoLa A (ASCII)	Values CoLa B (Binary)
Command type	Answer	String	3	All	sAN	73 41 4E
Command	Store parameters permanently	String	11	All	mEEwriteall	6D 45 45 77 72 69 74 65 61 6C 6C
Status code	Accepted when value is 1	Bool_1	1	All	Error: 0 Success: 1	Error: 00 Success: 01

Table 100: Telegram structure: sAN mEEwriteall


**Example: sAN mEEwriteall**

CoLa A	ASCII	<STX>sAN{SPC}mEEwriteall{SPC}1<ETX>
	Hex	02 73 41 4E 20 6D 45 45 77 72 69 74 65 61 6C 6C 20 31 03
CoLa B	Binary	02 02 02 02 00 00 00 11 73 41 4E 20 6D 45 45 77 72 69 74 65 61 6C 6C 20 01 0C

Table 101: Example: sAN mEEwriteall



## 4.2.22 Set to run



Log out from device and activate all parameter changes.


Telegram structure: sMN Run						
Telegram part	Description	Variable	Length	Sensor	Values CoLa A (ASCII)	Values CoLa B (Binary)
Command type	Method	String	3	All	sMN	73 4D 4E
Command	Start the device	String	3	All	Run	52 75 6E

Table 102: Telegram structure: sMN Run

## Example: sMN Run

CoLa A	ASCII	<STX>sMN{SPC}Run<ETX>
	Hex	02 73 4D 4E 20 52 75 6E 03
CoLa B	Binary	02 02 02 02 00 00 00 07 73 4D 4E 20 52 75 6E 19

Table 103: Example: sMN Run



Telegram structure: sAN Run						
Telegram part	Description	Variable	Length	Sensor	Values CoLa A (ASCII)	Values CoLa B (Binary)
Command type	Answer	String	3	All	sAN	73 41 4E
Command	Start the device	String	3	All	Run	52 75 6E
Status code	Accepted when value is 1	Bool_1	1	All	Error: 0 Success: 1	Error: 00 Success: 01

Table 104: Telegram structure: sAN Run


Example: sAN Run

CoLa A	ASCII	<STX>sAN{SPC}Run{SPC}1<ETX >
	Hex	02 73 41 4E 20 52 75 6E 20 31 03
CoLa B	Binary	02 02 02 02 00 00 00 09 73 41 4E 20 52 75 6E 20 01 34

Table 105: Example: sAN Run

### 4.3 Measurement output telegram

#### 4.3.1 Configure the data content for the scan



Telegram structure: sWN LMDscandatacfg (Authorized client)						
Telegram part	Description	Variable	Length	Sensor	Values CoLa A (ASCII)	Values CoLa B (Binary)
Command type	Write	String	3	All	sWN	73 57 4E
Command	Configure scandata	String	14	All	LMDscandatacfg	4C 4D 44 73 63 61 6E 64 61 74 61 63 66 67
Data channel	Defines the telegram content (DIST)	Uint_8	2	LMS1xx	Output channel 1: 1 0 Output channel 2: 2 0 Output channel 1+2: 3 0	01 00 02 00 03 00
				LMS5xx	Set via Echo Filter, therefore: 0	00
				TiMxxx NAV310 LD-OEM 15xx LD-LRS 36xx	Output channel 1: 1 0	01 00
				MRS1000 LMS1000	Output channel 1: 1 0 Output channel 2: 2 0 Output channel 1+2: 3 0 Output channel 1+2+3: 7 0	01 00 02 00 03 00 07 00

Telegram structure: sWN LMDscandatacfg (Authorized client)						
Telegram part	Description	Variable	Length	Sensor	Values CoLa A (ASCII)	Values CoLa B (Binary)
				MRS 6000	Output channel 1: 01 00 Output channel 2: 02 00 Output channel 3: 04 00 Output channel 4: 08 00 Verticle-angle: 10 00 Channel 1+2+3+4+Verticle angle: 1F 00	01 00 02 00 04 00 08 00 10 00 1F 00
				LMS 4000	No distance values: 0 0 Distance values: 1 0	00 00 01 00
Remission & Angle	Remission & Angle offset data output	Uint_8	1	All	No values: 0 RSSI: 1	00 01
				MRS1000 LMS	No values: 0 RSSI: 1 AINF: 8 RSSI & AINF: 9	00 01 08 09
				LMS4000	No values: 0 Remission only: 1 Angle only: 2 Remission & Angle: 3	00 01 02 03
Resolution	Resolution of remission data <sup>1)</sup>	Enum_8	1	All	8 Bit: 0 16 Bit: 1	00 01
				LMS4000	Always: 1	01
Unit	Unit of remission data	Enum_8	1	All	Digits: 0	00
				LMS4000	Digits (RSSI): 0 Percent (REFL): 1	00 01
Encoder	Encoder data	Uint_8	2	LMS1xx LMS5xx LMS4000	No encoder: 0 0 Channel 1: 1 0	00 00 01 00
				NAV310 LD-OEM 15xx LD-LRS 36xx TiMxxx MRS1000 LMS1000 MRS6000	No encoder: 0 0	No encoder: 00 00
Position	Position values	Bool_1	1	All	No: 0 Yes: 1	00 01

<sup>1)</sup> LMS5xx since V1.10, 8 bit only. ; MRS1000/LMS1000 8bit only

Telegram structure: sWN LMDscandatacfg (Authorized client)						
Telegram part	Description	Variable	Length	Sensor	Values CoLa A (ASCII)	Values CoLa B (Binary)
Device name	Sends the device name	Bool_1	1	All	No: 0 Yes: 1	00 01
Comment	Saved comment	Bool_1	1	All	No: 0 Yes: 1	00 01
Time	Sends time information	Bool_1	1	All	No: 0 Yes: 1	00 01
Output rate	Sends the output rate	Uint_16	2	LMS1xx LMS5xx TiMxxx LMS4000	All scans: +1d (1h) Each 2 <sup>nd</sup> scan: +2d (2h) Each 50000 <sup>th</sup> scan: +50000d (C350h)	00 01 00 02 C3 50
				MRS1000 LMS1000	All scans: +1d (1h)	00 01
				MRS6000	All scans: +1d (1h) Each 2 <sup>nd</sup> scan: +2d (2h) ... Max: Each 100 <sup>th</sup> Scan: +100d (64h)	00 01 00 02 ... 00 64
				NAV310 LD-OEM 15xx LD-LRS 36xx	All scans: +1d (1h) Each 2 <sup>nd</sup> scan: +2d (2h) Each 200 <sup>th</sup> scan: +200d (C8h)	00 01 00 02 00 C8

Table 106: Telegram structure: sWN LMDscandatacfg

**Example 1: output channel 1, no encoder and all scans**

CoLa A	ASCII	<STX>sWN{SPC}LMDscandatacfg{SPC}01{SPC}00{SPC}1{SPC}1{SPC}0{SPC}00{SPC}00{SPC}0{SPC}0{SPC}0{SPC}0{SPC}+1<ETX>
	Hex	02 73 57 4E 20 4C 4D 44 73 63 61 6E 64 61 74 61 63 66 67 20 30 31 20 30 30 20 31 20 31 20 30 20 30 30 20 30 30 20 30 20 30 20 30 20 2B 31 03
CoLa B	Binary	02 02 02 02 00 00 00 20 73 57 4E 20 4C 4D 44 73 63 61 6E 64 61 74 61 63 66 67 20 01 00 01 01 00 00 00 00 00 00 00 01 43

Table 107: Example 1: sWN LMDscandatacfg

**Example 2: output channel 1, remission, no encoder, each 10<sup>th</sup> scan**


CoLa A	ASCII	<STX>sWN{SPC}LMDscandatacfg{SPC}01{SPC}00{SPC}1{SPC}1{SPC}0{SPC}00{SPC}00{SPC}0{SPC}0{SPC}0{SPC}0{SPC}+10<ETX>
	Hex	02 73 57 4E 20 4C 4D 44 73 63 61 6E 64 61 74 61 63 66 67 20 30 31 20 30 30 20 30 20 31 20 30 20 30 30 20 30 30 20 30 20 30 20 30 20 2B 31 30 03
CoLa B	Binary	02 02 02 02 00 00 00 20 73 57 4E 20 4C 4D 44 73 63 61 6E 64 61 74 61 63 66 67 20 01 00 00 01 00 00 00 00 00 00 00 10 52

Table 108: Example 2: sWN LMDscandatacfg

**Example 3: output channel 2, encoder active, each 10<sup>th</sup> scan**

CoLa A	ASCII	<STX>sWN{SPC}LMDscandatacfg{SPC}02{SPC}0{SPC}0{SPC}1{SPC}0{SPC}01{SPC}0{SPC}0{SPC}0{SPC}0{SPC}0{SPC}0{SPC}+10<ETX>
	Hex	02 73 57 4E 20 4C 4D 44 73 63 61 6E 64 61 74 61 63 66 67 20 30 32 20 30 20 30 20 31 20 30 20 30 31 20 30 20 30 31 20 30 20 30 20 30 20 30 20 30 20 2B 31 30 03
CoLa B	Binary	02 02 02 02 00 00 00 20 73 57 4E 20 4C 4D 44 73 63 61 6E 64 61 74 61 63 66 67 20 02 00 00 01 00 01 00 00 00 00 00 00 4A 63

Table 109: Example3: sWN LMDscandatacfg



Telegram structure: sWA LMDscandatacfg						
Telegram part	Description	Variable	Length	Sensor	Values CoLa A (ASCII)	Values CoLa B (Binary)
Command type	Answer	String	3	All	sWA	73 57 41
Command	Configure scandata	String	14	All	LMDscandatacfg	4C 4D 44 73 63 61 6E 64 61 74 61 63 66 67

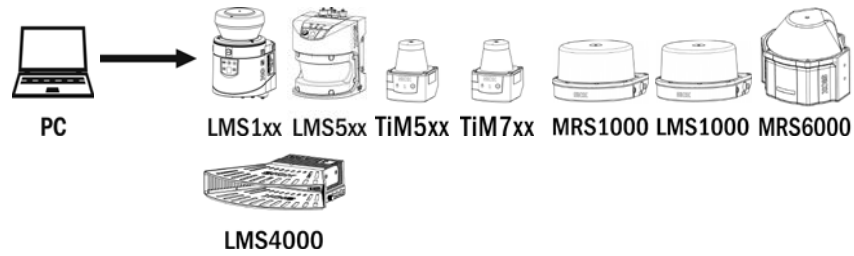
Table 110: Telegram structure: sWA LMDscandatacfg

**Example: sWA LMDscandatacfg**

CoLa A	ASCII	<STX>sWA{SPC}LMDscandatacfg<ETX>
	Hex	02 73 57 41 20 4C 4D 44 73 63 61 6E 64 61 74 61 63 66 67 03
CoLa B	Binary	02 02 02 02 00 00 00 13 73 57 41 20 4C 4D 44 73 63 61 6E 64 61 74 61 63 66 67 20 4D

Table 111: Example: sWA LMDscandatacfg

4.3.2 Configure measurement angle of the scandata for output



Telegram structure: sWN LMPoutputRange (Authorized client)						
Telegram part	Description	Variable	Length	Sensor	Values CoLa A (ASCII)	Values CoLa B (Binary)
Command type	Write	String	3	All	sWN	73 57 4E
Command	Change output angle range	String	14	All	LMPoutputRange	4C 4D 50 6F 75 74 70 75 74 52 61 6E 67 65
Status code	Length	Int_16	2	All	1	00 01
Angular resolution <sup>2)</sup>	[1/10000°]	Uint_32	4	LMS1xx	0.25°: +2500d (9C4h) 0.5°: +5000d (1388h)	0.25°: 00 00 09 C4 0.5°: 00 00 13 88
				LMS5xx	0.1667°: +1667d (683h) 0.25°: +2500d (9C4h) 0.333°: +3333d (D05h) 0.5°: +5000d (1388h) 0.667°: +6667d (1A0Bh) 1°: +10000d (2710h)	0.1667°: 00 00 06 83 0.25°: 00 00 09 C4 0.333°: 00 00 0D 05 0.5°: 00 00 13 88 0.667°: 00 00 1A 0B 1°: 00 00 27 10
				TiMxxx	0.333°: +3333d (D05h) 1°: +10000d (2710h)	0.333°: 00 00 0D 05 1°: 00 00 27 10
				MRS1000	0.25°: +2500d (9C4h)	0.25°: 00 00 09 C4
				LMS1000	0.75°: +7500d (1D4Ch)	
				MRS 6000	0.13°: +1300d (514h)	0.13°: 00 00 05 14
				LMS 4000	0.0833°: +833 (341h)	0.0833°: 00 00 03 41
				Start angle	[1/10000°]	Int_32
LMS5xx	-50000d ... +1850000d (FFF3CB0h ... 1C3A90h)	FF FF 3C B0 ... 00 1C 3A 90				
MRS1000	-475000d ... +2275000d (FFF8C088h ... 22B6B8h)	FF F8 C0 88 ... 00 22 B6 B8				
LMS1000	-480000d (FFF8AD00h)					
MRS 6000	30000d...1500000d	00 04 93 E0 ...				

<sup>2)</sup> Note: Angular resolution can not be changed here, it is taken automatically from the basic scan settings! The angular resolution is not exactly 0.1667 degree, and this value should not be used for calculations. The result is an angular resolution of  $0,1\bar{6}$  or 1/6 of a degree (six measurements per degree). When used for calculations a customer should recover the real value, e.g. by  $\text{round}(2.0 / \text{GivenAngRes})$ .

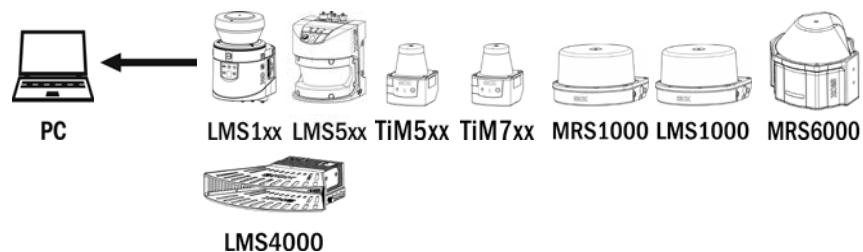
Telegram structure: sWN LMPoutputRange (Authorized client)						
Telegram part	Description	Variable	Length	Sensor	Values CoLa A (ASCII)	Values CoLa B (Binary)
					(493E0h ... 16E360h)	00 16 E3 60
				LMS 4000	+550000d... +1250000d (86470h ... 1312D0h)	00 08 64 70 ... 00 13 12 D0
Stop angle	[1/10000°]	Int_32	4	LMS1xx TiMxxx	-450000d ... +2250000d (FFF92230h ... 225510h)	FF F9 22 30 ... 00 22 55 10
				LMS5xx	-50000d ... +1850000d (FFF3CB0h ... 1C3A90h)	FF FF 3C B0 ... 00 1C 3A 90
				MRS1000	-475000d ... +2275000d (FFF8C088h ... 22B6B8h)	FF F8 C0 88 ... 00 22 B6 B8
				LMS1000	+2280000d (22CA40h)	
				MRS 6000	30000d...1500000d (493E0h ... 16E360h)	00 04 93 E0h ... 00 16 E3 60h
				LMS 4000	+550000d... +1250000d (86470h ... 1312D0h)	00 08 64 70 ... 00 13 12 D0

Table 112: Telegram structure: sWN LMPoutputRange

**Example: sWN LMPoutputRange 0,50°resolution, 0°-90°**

CoLa A	ASCII	<STX>sWN{SPC}LMPoutputRange{SPC}1{SPC}1388{SPC}0{SPC}DBBA0<ETX>
	Hex	02 73 57 4E 20 4C 4D 50 6F 75 74 70 75 74 52 61 6E 67 65 20 31 20 31 33 38 38 20 30 20 44 42 42 41 30 03
CoLa B	Binary	02 02 02 02 00 00 00 21 73 57 4E 20 4C 4D 50 6F 75 74 70 75 74 52 61 6E 67 65 20 00 01 00 00 13 88 00 00 00 00 00 0D BB A0 F7

Table 113: Example: sWN LMPoutputRange 0,50°resolution, 0°-90°



Telegram structure: sWA LMPoutputRange						
Telegram part	Description	Variable	Length	Sensor	Values CoLa A (ASCII)	Values CoLa B (Binary)
Command type	Answer	String	3	All	sWA	73 57 41
Command	Store parameters	String	14	All	LMPoutputRange	4C 4D 50 6F 75 74 70 75 74 52 61 6E 67 65

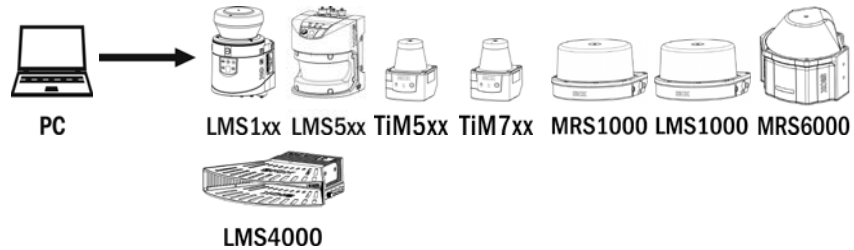
Table 114: Telegram structure: sWA LMPoutputRange

**Example: sWA LMPoutputRange**

CoLa A	ASCII	<STX>sWA{SPC}LMPoutputRange<ETX>
	Hex	02 73 57 41 20 4C 4D 50 6F 75 74 70 75 74 52 61 6E 67 65 03
CoLa B	Binary	02 02 02 02 00 00 00 13 73 57 41 20 4C 4D 50 6F 75 74 70 75 74 52 61 6E 67 65 74

Table 115: Example: sWA LMPoutputRange

4.3.3 Read for actual output range



Telegram structure: sRN LMPoutputRange						
Telegram part	Description	Variable	Length	Sensor	Values CoLa A (ASCII)	Values CoLa B (Binary)
Command type	Read	String	3	All	sRN	73 52 4E
Command	Output range	String	14	All	LMPoutputRange	4C 4D 50 6F 75 74 70 75 74 52 61 6E 67 65

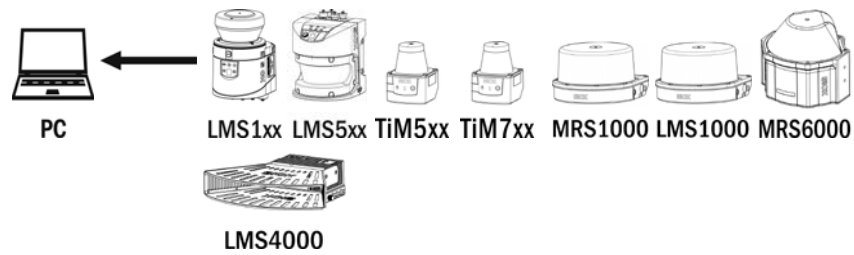
Table 116: Telegram structure: sRN LMPoutputRange

**Example: sRN LMPoutputRange**

CoLa A	ASCII	<STX>sRN{SPC}LMPoutputRange<ETX>
	Hex	02 73 52 4E 20 4C 4D 50 6F 75 74 70 75 74 52 61 6E 67 65 03
CoLa B	Binary	02 02 02 02 00 00 00 12 73 52 4E 20 4C 4D 50 6F 75 74 70 75 74 52 61 6E 67 65 5E

Table 117: Example: sRN LMPoutputRange





Telegram structure: sRA LMPoutputRange						
Telegram part	Description	Variable	Length	Sensor	Values CoLa A (ASCII)	Values CoLa B (Binary)
Command type	Answer	String	3	All	sRA	73 52 41
Command	Output range	String	14	All	LMPoutputRange	4C 4D 50 6F 75 74 70 75 74 52 61 6E 67 65
Number of sectors	Indicates the number of sectors. The subsequent values will be transmitted 1 ... 4 accordingly.	Int_16	2	All	Sector 1: 0001h	Sector 1: 0001
Angular resolution	[1/10000°]	Uint_32	4	LMS1xx	0.25°: +2500d (9C4h) 0.5°: +5000d (1388h)	0.25°: 00 00 09 C4 0.5°: 00 00 13 88
				LMS5xx	0.1667°: +1667d (683h) 0.25°: +2500d (9C4h) 0.333°: +3333d (D05h) 0.5°: +5000d (1388h) 0.667°: +6667d (1A0Bh) 1°: +10000d (2710h)	0.1667°: 00 00 06 83 0.25°: 00 00 09 C4 0.333°: 00 00 0D 05 0.5°: 00 00 13 88 0.667°: 00 00 1A 0B 1°: 00 00 27 10
				TiMxxx	0.333°: +3333d (D05h) 1°: +10000d (2710h)	0.333°: 00 00 0D 05 1°: 00 00 27 10
				MRS1000	0.25°: +2500d (9C4h)	0.25°: 00 00 09 C4
				LMS1000	0.75°: +7500d (1D4Ch)	
				MRS 6000	0.13°: +1300d (514h)	0.13°: 00 00 05 14
				LMS 4000	0.0833°: +833 (341h)	0.0833°: 00 00 03 41
				Start angle	[1/10000°]	Int_32
LMS5xx	-50000d ... +1850000d (FFF3CB0h ... 1C3A90h)	FF FF 3C B0 ... 00 1C 3A 90				
MRS1000	-475000d ... +2275000d (FFF8C088h ... 22B6B8h)	FF F8 C0 88 ... 00 22 B6 B8				
LMS1000	-480000d ... +2280000d (FFF8AD00h ... 22CA40h)					
MRS 6000	30000d...1500000d (493E0h ... 16E360h)	00 04 93 E0h ... 00 16 E3 60h				
LMS 4000	+550000d... +1250000d (86470h ... 1312D0h)	00 08 64 70 ... 00 13 12 D0				

Telegram structure: sRA LMPoutputRange						
Telegram part	Description	Variable	Length	Sensor	Values CoLa A (ASCII)	Values CoLa B (Binary)
Stop angle	[1/10000°]	Int_32	4	LMS1xx TiMxxx	-45000d ... +225000d (FFF92230h ... 225510h)	FF F9 22 30 ... 00 22 55 10
				LMS5xx	-50000d ... +185000d (FFF3CB0h ... 1C3A90h)	FF FF 3C B0 ... 00 1C 3A 90
				MRS1000	-475000d ... +2275000d (FFF8C088h ... 22B6B8h)	FF F8 C0 88 ... 00 22 B6 B8
				LMS1000	-480000d ... +2280000d (FFF8AD00h ... 22CA40h)	
				MRS 6000	30000d...1500000d (493E0h ... 16E360h)	00 04 93 E0h ... 00 16 E3 60h
				LMS 4000	+550000d... +1250000d (86470h ... 1312D0h)	00 08 64 70 ... 00 13 12 D0

Table 118: Telegram structure: sRA LMPoutputRange

**Example: sRA LMPoutputRange**

CoLa A	ASCII	<STX>sRA{SPC}LMPoutputRange{SPC}1{SPC}1388{SPC}FFF92230{SPC}225510<ETX>
	Hex	02 73 52 41 20 4C 4D 50 6F 75 74 70 75 74 52 61 6E 67 65 20 31 20 31 33 38 38 20 46 46 46 39 32 32 33 30 20 32 32 35 35 31 30 03
CoLa B	Binary	02 02 02 02 00 00 00 21 73 52 41 20 4C 4D 50 6F 75 74 70 75 74 52 61 6E 67 65 20 00 01 00 00 13 88 FF F9 22 30 00 22 55 10 98

Table 119: Example: sRA LMPoutputRange

### 4.3.4 Poll one telegram


Output of values from last scan.

Asking the device for the measurement values of the last valid scan. The device will respond, even if it is not running at the moment.



**NOTE**

**After changing the scanning frequency, there will be no data telegram or answer from the devices LMS1xx, LMS5xx and TiMxxx for up to 30 seconds. The same applies when the device is powering up or rebooting.**




Telegram structure: sRN LMDscandata						
Telegram part	Description	Variable	Length	Sensor	Values CoLa A (ASCII)	Values CoLa B (Binary)
Command type	Read	String	3	All	sRN	73 52 4E
Command	Only one telegram	String	11	All	LMDscandata	4C 4D 44 73 63 61 6E 64 61 74 61

Table 120: Telegram structure: sRN LMDscandata

**Example: sRN LMDscandata**

CoLa A	ASCII	<STX>sRN{SPC}LMDscandata <ETX >
	Hex	02 73 52 4E 20 4C 4D 44 73 63 61 6E 64 61 74 61 03
CoLa B	Binary	02 02 02 02 00 00 00 0F 73 52 4E 20 4C 4D 44 73 63 61 6E 64 61 74 61 05

Table 121: Example: sRN LMDscandata



Telegram structure: sRA LMDscandata						
Telegram part	Description	Variable	Length	Sensor	Values CoLa A (ASCII)	Values CoLa B (Binary)
Find complete telegram structure of the answer in section 4.3.5 „Send data permanent“ on page 69.						

Table 122: Telegram structure: sRA LMDscandata

**Example: sRA LMDscandata**

CoLa A	ASCII	No ASCII answer possible.
	Hex	02 73 52 41 20 4C 4D 44 73 63 61 6E 64 61 74 61 20 01 20 01 20 89 C9 97 20 00 20 00 20 1A AE 1A B1 20 58 1C BC 15 20 58 1D 15 3D 20 00 20 00 20 07 20 00 20 00 20 13 88 20 15 20 F6 20 F9 20 F5 20 EF 20 F6 20 F2 20 EF 20 ED 20 F5 20 E9 20 F2 20 FA 20 FC 20 FF 20 F1 20 F2 20 01 07 20 FC 20 FC 20 01 02 20 FF 20 00 20 00 20 00 20 00 20 00 20 00 03
CoLa B	Binary	Find complete telegram structure of the answer in section 4.3.5 „Send data permanent“ on page 69.


Table 123: Example: sRA LMDscandata

4.3.5 Send data permanently



**NOTE**

After changing the scanning frequency, there will be no data telegram or answer from the devices LMS1xx, LMS5xx and TiMxxx for up to 30 seconds. The same applies when the device is powering up or rebooting.




Telegram structure: sEN LMDscandata						
Telegram part	Description	Variable	Length	Sensor	Values CoLa A (ASCII)	Values CoLa B (Binary)
Command type	Event	String	3	All	sEN	73 45 4E
Command	Data telegram	String	11	All	LMDscandata	4C 4D 44 73 63 61 6E 64 61 74 61
Measurement	Start/stop	Enum_8	1	All	Stop: 0 Start: 1	Stop: 00 Start: 01

Table 124: Telegram structure: sEN LMDscandata

**Example: sEN LMDscandata**

CoLa A	ASCII	<STX>sEN{SPC}LMDscandata {SPC}1<ETX>
	Hex	02 73 45 4E 20 4C 4D 44 73 63 61 6E 64 61 74 61 20 31 03
CoLa B	Binary	02 02 02 02 00 00 00 11 73 45 4E 20 4C 4D 44 73 63 61 6E 64 61 74 61 20 01 33

Table 125: Example: sEN LMDscandata



Telegram structure: sEA LMDscandata						
Telegram part	Description	Variable	Length	Sensor	Values CoLa A (ASCII)	Values CoLa B (Binary)
Command type	Answer	String	3	All	sEA	73 45 41
Command	Data telegram	String	11	All	LMDscandata	4C 4D 44 73 63 61 6E 64 61 74 61
Measurement	Start/stop	Enum_8	1	All	Stop: 0 Start: 1	Stop: 00 Start: 01

Table 126: Telegram structure: sEA LMDscandata

**Example: Confirmation of sEA LMDscandata**

CoLa A	ASCII	<STX>sEA[SPC]LMDscandata[SPC]1<ETX>
	Hex	02 73 45 41 20 4C 4D 44 73 63 61 6E 64 61 74 61 20 01 03
CoLa B	Binary	02 02 02 02 00 00 00 11 73 45 41 20 4C 4D 44 73 63 61 6E 64 61 74 61 20 01 33

Table 127: Example: Confirmation of sEA LMDscandata

**Telegram stream**

The answer to the telegram will be followed by the scandata:



**NOTE**

Leading zeros of a value will not be displayed in ASCII.

Telegram structure: sRA LMDscandata/sSN LMDscandata						
Telegram part	Description	Variable	Length	Sensor	Values CoLa A (ASCII)	Values CoLa B (Binary)
Command type	Read	String	3	All	sRA sSN	73 52 41 73 53 4E
Command	Data telegram	String	11	All	LMDscandata	4C 4D 44 73 63 61 6E 64 61 74 61
Version number	For detecting format changes by the version. Version is always 1 up to now.	Uint_16	2	All	0000h ... FFFFh	00 00 ... FF FF
Device number	Defined with SOPAS	Uint_16	2	All	0000h ... FFFFh	00 00 ... FF FF

Telegram structure: sRA LMDscandata/sSN LMDscandata							
Telegram part	Description	Variable	Length	Sensor	Values CoLa A (ASCII)	Values CoLa B (Binary)	
Serial number	Defined in factory	Uint_32	4	All	00000000h ... FFFFFFFFh	00 00 00 00 ... FF FF FF FF	
	(See values column)	Uint_8	2 × 1	All	Ok: 00 00 Error: 00 01	00 00 00 01	
				LMS1xx LMS5xx	Pollution warning: 00 02 Pollution error: 00 05	00 02 00 05	
Telegram counter	Number of measurement telegrams finished in the scanner and given to the interface. <sup>3)</sup>	Uint_16	2	All	0000h ... FFFFh	00 00 ... FF FF	
Scan counter	Number of scans which were created in the device; counts how many scans were really done.	Uint_16	2	All	0000h ... FFFFh	00 00 ... FF FF	
Status info	Time since start up in µs	Uint_32	4	All	00000000h ... FFFFFFFFh	00 00 00 00 ... FF FF FF FF	
	Time of transmission in µs	Uint_32	4	All	00000000h ... FFFFFFFFh	00 00 00 00 ... FF FF FF FF	
	Status of digital inputs	Low byte represents input 1.	Uint_8	2 × 1	LMS1xx LMS5xx	All inputs low: 00 00 All inputs high: 00 03	00 00 00 03
					MRS 1000 LMS 1000 MRS 6000 LMS 4000	00 00	00 00

<sup>3)</sup> Does not count how many telegrams were really given out; is relevant if not all scans are delivered from the scan core.

Telegram structure: sRA LMDscandata/sSN LMDscandata							
Telegram part	Description	Variable	Length	Sensor	Values CoLa A (ASCII)	Values CoLa B (Binary)	
efficiency	Status of digital outputs	Low byte represents output 1.	Uint_8	2 × 1	All	All outputs low: 00 00 TiMxxx: <ul style="list-style-type: none"> <li>All internal outputs high: 00 0F</li> </ul> LMS1xx: <ul style="list-style-type: none"> <li>All internal outputs high: 00 07</li> <li>All outputs high (inkl. Ext. Out): 07 FF</li> </ul> LMS5xx: <ul style="list-style-type: none"> <li>All internal outputs high: 00 3F</li> <li>All outputs high (inkl. Ext. Out): 3F FF</li> </ul> LDXXX <ul style="list-style-type: none"> <li>All outputs high: 00 0F</li> </ul> MRS1000 (1.0.0) LMS1000 MRS6000 (1.0.1) LMS4000 <ul style="list-style-type: none"> <li>Always 00 00</li> </ul>	All outputs low: 00 00 TiMxxx: <ul style="list-style-type: none"> <li>All internal outputs high: 00 0F</li> </ul> LMS1xx: <ul style="list-style-type: none"> <li>All internal outputs high: 00 07</li> <li>All outputs high (inkl. Ext. Out): 07 FF</li> </ul> LMS5xx: <ul style="list-style-type: none"> <li>All internal outputs high: 00 3F</li> <li>All outputs high (inkl. Ext. Out): 3F FF</li> </ul> LDXXX <ul style="list-style-type: none"> <li>All outputs high: 00 0F</li> </ul> MRS1000 (1.0.0) LMS1000 MRS6000 (1.0.1) LMS4000 <ul style="list-style-type: none"> <li>Always 00 00</li> </ul>
	former Reserved now Layer angle.	-	Uint_16	2	All except MRS 1000	0 0 → 0 Layer2 FF06 → -250 Layer3 FA → 250 Layer1 FE0C → -500 Layer4 (value 1/100)	0 00 00 00 00 46 46 30 36 00 00 46 41 46 45 30 43
			Int_16		MRS6000	Angle = value / 200 Example: F5B2h → -2638/200 = -13.19° → Layer 24 EDh → 237/200 = 1.185° → Layer 1 Range: -13.19° ~ 1.185° (each layer is 0.625°)	Angle = value / 200 Example: F5 B2 → Layer 24 00 ED → Layer 1
	Scan frequency	[1/100 Hz]	Uint_32	4	LMS1xx	25 Hz: +2500d (9C4h) 50 Hz: +5000d (1388h)	09 C4 13 88



Telegram structure: sRA LMDscandata/sSN LMDscandata						
Telegram part	Description	Variable	Length	Sensor	Values CoLa A (ASCII)	Values CoLa B (Binary)
				LMS5xx	25 Hz: +2500d (9C4h) 35 Hz: +3500d (DACH) 50 Hz: +5000d (1388h) 75 Hz: +7500d (1A0Bh) 100 Hz: +10000d (2710h)	09 C4 0D AC 13 88 1A 0B 27 10
				TiMxxx	15 Hz: +1500d (5DCh)	05 DC
				NAV310 LD-OEM 15xx	5 Hz ... 20 Hz: +500d ... +2000d (1F4h ... 7D0h)	01 F4 ... 07 D0
				LD-LRS 36xx	5 Hz ... 15 Hz: +500d ... +1500 (1F4h ... 5DCh))	01 F4 ... 05 DC
				MRS 1000	50 Hz: +5000d (1388h)	50 Hz: 13 88
				LMS 1000	150 Hz: +15000d (3A98h)	
				MRS 6000	10 Hz: +1000d (3E8h)	10 Hz: 03 E8
				LMS 4000	600 Hz: +60000d (EA60h)	600 Hz: EA 60
				Measurement frequency	Inverse of the time between two measurement shots (in 100 Hz), Example: 50 Hz, 0.5° resolution → 720 shots/20 ms → 36 kHz	Uint_32
LMS 4000	000021C0h	00 00 21 C0				
<b>Amount of encoder</b>	If 0, then next two values are missing.	Enum_1 6	2	TiMxxx MRS 1000  LMS 1000  MRS 6000	Always: 0	Always: 00 00
				LMS1xx LMS5xx	0 ... 3	00 00 ... 00 03
				LMS 4000	0 ... 1	00 00 ... 00 01
Values	Encoder position	Uint_32	4	LMS1xx LMS5xx LMS 4000	00000000h ... FFFFFFFFh	00 00 00 00 ... FF FF FF FF
	Encoder speed	Uint_16	2	LMS1xx LMS5xx	0000h ... FFFFh	00 00 ... FF FF
				LMS 4000	Always: 0	Always: 00 00
<b>Amount of</b>	Number of 16 bit	Uint_16	2	TiMxxx	Output channel: 1	Output channel: 01

Telegram structure: sRA LMDscandata/sSN LMDscandata							
Telegram part	Description	Variable	Length	Sensor	Values CoLa A (ASCII)	Values CoLa B (Binary)	
<b>16 bit channels</b>	channels that provide measured data			LMS1xx	Output channels: 1, 2 or 4	Output channels: 01, 02 or 04	
				LMS5xx	Output channels: 1 or 5	Output channels: 01 or 05	
				MRS 1000 LMS 1000	Output channels: 1 or 3	Output channels: 01 or 03	
				MRS 6000	Output channels:1..9	Output channels:01..09	
				LMS 4000	Output channels: 0..3	Output channels: 00..03	
				NAV310 LD-OEM 15xx LD-LRS 36xx	Depending on amount of sectors and selection of output of distance or distance and remission RSSI  Example (2 sectors): If 2 channels: sectors 1 + 2 contain Dist1  If 4 channels: sectors 1 + 2 contain Dist + RSSI1	Depending on amount of sectors and selection of output of distance or distance and remission RSSI  Example (2 sectors): If 2 channels: sectors 1 + 2 contain Dist1  If 4 channels: sectors 1 + 2 contain Dist + RSSI1	
Output channel (16 bit)	Content	Defines the content of the output channel  Unit of radial distance values (DIST) is mm	String	5	LMS1xx	DIST1: Distance values of first pulse  DIST2: Distance values of second pulse  RSSI1: Energy values of first pulse  RSSI2: Energy values of second pulse	44 49 53 54 31  44 49 53 54 32  52 53 53 49 31  52 53 53 49 32

Telegram structure: sRA LMDscandata/sSN LMDscandata						
Telegram part	Description	Variable	Length	Sensor	Values CoLa A (ASCII)	Values CoLa B (Binary)
				LMS5xx (with Software ≥V1.10 only)	DIST1: Distance values of first pulse	44 49 53 54 31
					DIST2: Distance values of second pulse	44 49 53 54 32
					DIST3: Distance values of third pulse	44 49 53 54 33
					DIST4: Distance values of fourth pulse	44 49 53 54 34
					DIST5: Distance values of fifth pulse	44 49 53 54 35
					RSSI1: Energy values of first pulse	52 53 53 49 31
					RSSI2: Energy values of second pulse	52 53 53 49 32
					RSSI3: Energy values of third pulse	52 53 53 49 33
					RSSI4: Energy values of fourth pulse	52 53 53 49 34
					RSSI5: Energy values of fifth pulse	52 53 53 49 35
				TiMxxx	DIST1: Distance values	44 49 53 54 31
				MRS 1000  LMS 1000	DIST1: Distance values	44 49 53 54 31
					DIST2: Distance values	44 49 53 54 32
	DIST3: Distance values	44 49 53 54 33				
	RSSI1: Energy values	52 53 53 49 31				
	RSSI2: Energy values	52 53 53 49 32				
	RSSI3: Energy values	52 53 53 49 33				
MRS600 0	DIST1: Distance values	44 49 53 54 31				
	DIST2: Distance values	44 49 53 54 32				
	DIST3: Distance values	44 49 53 54 33				
	DIST4: Distance values	44 49 53 54 34				
	RSSI1: Energy values	52 53 53 49 31				
	RSSI2: Energy values	52 53 53 49 32				
	RSSI3: Energy values	52 53 53 49 33				
	RSSI4: Energy values	52 53 53 49 34				
	VANGL: Vertical Angle	56 41 4E 47 4C				
NAV310 LD-OEM 15xx LD-LRS 36xx	DIST1: Distance values	44 49 53 54 31				
	RSSI1: Energy values	52 53 53 49 31				

Telegram structure: sRA LMDscandata/sSN LMDscandata						
Telegram part	Description	Variable	Length	Sensor	Values CoLa A (ASCII)	Values CoLa B (Binary)
				LMS 4000	DIST1: Distance values RSSI1: Energy values in digit REFL1: Calibrated energy values in percent ANGL1: Angle Offset values	44 49 53 54 31 52 53 53 49 31 52 45 46 4C 31 41 4E 47 4C 31
Scale factor	Scale factor or factor of the measurement values (for the LMS5xx this depends on the angular resolution)	Real as float according to IEEE754	4	LMS1xx LMS5xx TiMxxx MRS 1000 LMS 1000	Factor × 1: 3F800000h Factor × 2: 40000000h	3F 80 00 00 40 00 00 00
				MRS 6000	Factor x 12.5: 41480000h Factor × 1: 3F800000h Factor x -0.00025: B983126Fh	41 48 00 00 3F 80 00 00 B9 83 12 6F
				NAV310 LD-OEM 15xx LD-LRS 36xx	Factor × 4: 40800000h	04 08 00 00
				LMS 4000	Factor x 0.1: 3DCCCDDh (DIST1) Factor × 1: 3F800000h (RSSI1) Factor × 1: 3F800000h (REFL1) Factor × 1: 3F800000h (ANGL1)	3D CC CC CD 3F 80 00 00 3F 80 00 00 3F 80 00 00
Scale factor offset	Sets starting point of measurement	Real as float according to IEEE754	4	LMS1xx LMS5xx TiMxxx MRS 1000  LMS 1000	00000000h	00 00 00 00
				MRS6000	Offset 0 : 00000000 Offset 1.5: 3FC00000 (1.5 offset for VANGL)	00 00 00 00 3F C0 00 00 (1.5 offset for VANGL)
				NAV310 LD-OEM 15xx LD-LRS 36xx	00000000h ... FFFFFFFFh	00 00 00 00 ... FF FF FF FF

Telegram structure: sRA LMDscandata/sSN LMDscandata						
Telegram part	Description	Variable	Length	Sensor	Values CoLa A (ASCII)	Values CoLa B (Binary)
				LMS 4000	DIST1: 00000000h RSSI1: 00000000h REFL1: 00000000h ANGL1: C7000000h (-32768)	00 00 00 00 00 00 00 00 00 00 00 00 C7 00 00 00
Start angle	[1/10000°]	Uint_32	4	LMS1xx TiMxxx	-450000d ... +2250000d (FFF92230h ... 225510h)	FF F9 22 30 ... 00 22 55 10
				LMS5xx	-50000d ... +1850000d (FFF3CB0h ... 1C3A90h)	FF FF 3C B0 ... 00 1C 3A 90
				MRS 1000	-475000d ... +2275000d (FFF8C088h ... 22B6B8h)	FF F8 C0 88 ... 00 22 B6 B8
				LMS 1000	-480000d ... +2280000d (FFF8AD00h ... 22CA40h)	
				MRS 6000	+30000d...+1500000d (493E0h ... 16E360h)	00 04 93 E0h ... 00 16 E3 60h
				NAV310 LD-OEM 15x1 LD-LRS 36x1	0d ... +3600000d (0h ... 36EE80h)	00 00 00 00 ... 00 36 EE 80
				LD-OEM 15x0 LD-LRS 36x0	-900000d ... +2700000d (FFF24460h ... 41EB0h)	FF F2 44 60 ... 00 04 1E B0
				LMS 4000	+550000d... +1250000d (86470h ... 1312D0h)	00 08 64 70 ... 00 13 12 D0
Size of single angular step	Output format in degree: 1/10000°	Uint_16	2	LMS1xx	+2500d ... +5000d (9C4h ... 1388h)	09 C4 ... 13 88
				LMS5xx	+1667d ... +10000d (683h ... 2710h)	06 83 ... 27 10
				TiMxxx	+333d ... +10000d (D05h ... 2710h)	0D 05 ... 27 10
				MRS 1000	+2500d (9C4h)	09 C4
				LMS 1000	+7500d (1D4Ch)	
				MRS 6000	+1300d (= 0.13°) (514h)	05 14
				NAV310 LD-OEM 15xx LD-LRS 36xx	0.125° ... 1° def. 0.25° +1250d ... +10000d (4E2h ... 2710h) (Default: 09C4h = 0.25°)	04 E2 ... 27 10 (Default: 09 C4)
				LMS 4000	0.0833°: +833 (341h)	0.0833°: 03 41
Amount of data	Defines the number of items on measured output	Uint_16	2	All	0000h ... FFFFh	00 00 ... FF FF

Telegram structure: sRA LMDscandata/sSN LMDscandata						
Telegram part	Description	Variable	Length	Sensor	Values CoLa A (ASCII)	Values CoLa B (Binary)
Data_1 Data_n	Data stream starting Data_1 to Data_n <sup>4)</sup>	Uint_16	2	LMS100	0000h ... 4E20h	00 00 00 00 ... 00 00 4E 20
				LMS150	0000h ... C350h	00 00 00 00 ... 00 00 C3 50
				LMS5xx	0000h ... FDE8h	00 00 00 00 ... 00 00 FD E8
				TiMxxx	0000h ... 61A8h	00 00 00 00 ... 00 00 61 A8
				MRS 1000 LMS 1000	0000h ... FA00h	00 00 00 00 .. 00 00 FA 00
				MRS 6000	0000h...8CA0h(DIST) 0000h...FFFFh(RSSI) 00EDh...F5B2h(VANGL)	00 00...8C A0 (DIST) 00 00...FF FF (RSSI) 00 ED...F5 B2 (VANGL)
				LMS 4000	0000h...C4Eh (DIST1) 0000h...FFFFh (RSSI1) 0000h...FFFFh (REFL1) 0000h...FFFFh (ANGL1)	00 00 ... 0C 4E 00 00 ... FF FF 00 00 ... FF FF 00 00 ... FF FF
				NAV310 LD-OEM 15xx LD-LRS 36xx	0000h ... 0992h	00 00 00 00 ... 00 00 09 92
<p>For NAV310/LD-OEM15xx/LRS:</p> <p>The array "Output channel 16 bit " has various dimensions "Amount of 16 Bit Channels", depending on the amount of sectors and if RSSI (output of remission values) is selected as on or off:</p> <ul style="list-style-type: none"> <li>If RSSI was not selected (by LMDscandatacfg); there are 2 channels with the contents <ul style="list-style-type: none"> <li>Channel 1: First sector (Test target), content: DIST1</li> <li>Channel 2: Second sector (Main profile data), content: DIST1</li> </ul> </li> <li>If RSSI was selected (by LMDscandatacfg); there are 4 channels with the contents <ul style="list-style-type: none"> <li>Channel 1: First sector (Test target), content: DIST1</li> <li>Channel 2: First sector (Test target), content: RSSI1</li> <li>Channel 3: Second sector (Main profile data), content: DIST1</li> <li>Channel 4: Second sector (Main profile data), content: RSSI1</li> </ul> </li> </ul> <p>The number behind DIST and RSSI is the order number of the pulse. As the NAV310/LD-OEM15xx/LD-LRS36xx scanner are working with a single pulse measurement, it is always "1".</p>						
<b>Amount of 8 bit channels</b>	Amount of 8 bit channels, giving out the measured data	Enum_16	2	LMS1xx	Output channels: 1 or 2	Output channels: 01 or 02
				LMS5xx	Output channels: 1 or 5	Output channels: 01 or 05
				MRS 1000 LMS 1000	Output channels: 1 or 3	Output channels: 01 or 03

<sup>4)</sup> LMS1xx without limit.

Telegram structure: sRA LMDscandata/sSN LMDscandata									
Telegram part	Description	Variable	Length	Sensor	Values CoLa A (ASCII)	Values CoLa B (Binary)			
				TiMxxx NAV310 LD-OEM 15xx LD-LRS 36xx MRS 6000 LMS 4000	Output channels: 0	Output channels: 00			
Output channel (8 bit)	Content	String	5	LMS1xx	DIST1 DIST2 RSSI1 RSSI2	44 49 53 54 31 44 49 53 54 32 52 53 53 49 31 52 53 53 49 32			
			5	LMS5xx (with Software ≥V1.10 only)	DIST1 DIST2 DIST3 DIST4 DIST5 RSSI1 RSSI2 RSSI3 RSSI4 RSSI5	44 49 53 54 31 44 49 53 54 32 44 49 53 54 33 44 49 53 54 34 44 49 53 54 35 52 53 53 49 31 52 53 53 49 32 52 53 53 49 33 52 53 53 49 34 52 53 53 49 35			
			5	TiMxxx	DIST1 RSSI1	44 49 53 54 31 52 53 53 49 31			
				MRS 1000 LMS 1000	DIST1 DIST2 DIST3 RSSI1 RSSI2 RSSI3 AINF1 (Ambient light)	44 49 53 54 31 44 49 53 54 32 44 49 53 54 33 52 53 53 49 31 52 53 53 49 32 52 53 53 49 33 41 49 4E 46 31			
			Scale factor	Scale factor or of the measurement values (in LMS5xx depends on the angular resolution)	Real as float according to IEEE754	4	All	Factor × 1: 3F800000h Factor × 2 (values have to be scaled by factor two): 40000000h	3F 80 00 00 40 00 00 00
			Scale factor offset	Sets starting point of measurement	Real as float according to IEEE754	4	LMS1xx LMS5xx MRS 1000 LMS 1000	00000000h	00 00 00 00

Telegram structure: sRA LMDscandata/sSN LMDscandata							
Telegram part	Description	Variable	Length	Sensor	Values CoLa A (ASCII)	Values CoLa B (Binary)	
Start angle	Output format: 1/10000°	Int_32	4	LMS1xx	-450000d ... +2250000d	FF F9 22 30 ... 00 22 55 10	
				LMS5xx	-50000d ... 1850000d	FF FF 3C B0 ... 00 1C 3A 90	
				LMS 1000	-480000d ... +2280000d (FFF8AD00h ... 22CA40h)		
				MRS 1000	-475000d ... +2275000d (FFF8C088h ... 22B6B8h)	FF F8 C0 88 ... 00 22 B6 B8	
Size of single angular step	Output format: 1/10000°	Uint_16	2	LMS1xx	+1000d ... +10000d	03 E8 ... 27 10	
				LMS5xx	+1667d ... +10000d	06 83 ... 27 10	
				LMS 1000	+7500d (1D4Ch)		
				MRS 1000	+2500d (9C4h)	09 C4	
Amount of data	Amount	Uint_16	2	All	0000h ... FFFFh	00 00 ... FF FF	
Data_1 Data_n	Data stream starting Data_1 to Data_n	Uint_8	1	All	00h ... FFh	00 ... FF	
				MRS 1000 LMS 1000	DIST & RSSI: 00h ... FFh  AINF (Intensity): 0: 00 1: 04 2: 08 3: 0C 4: 10 5: 14 6: 18 7: 1C	00 ... FF  00 04 08 0C 10 14 18 1C	
<b>Position</b>	Output of position data	Enum_16	2	All	No position data: 0 Position data: 1	No position data: 00 00 Position data: 00 01	
Position information	X position	X-coordinate as float acco. to IEEE754	Real	4	All	0h ... FFFFFFFFh	00 00 00 00 ... FF FF FF FF
	Y position	Y-coordinate as float acco. to IEEE754	Real	4	All	0h ... FFFFFFFFh	00 00 00 00 ... FF FF FF FF
	Z position	Z-coordinate as float acco. to IEEE754	Real	4	All	0h ... FFFFFFFFh	00 00 00 00 ... FF FF FF FF
	X rotation	X rotation in the coordinate system	Real	4	All	0h ... FFFFFFFFh	00 00 00 00 ... FF FF FF FF
	Y rotation	Y rotation in the coordinate system	Real	4	All	0h ... FFFFFFFFh	00 00 00 00 ... FF FF FF FF
	Z rotation	Z rotation in the coordinate system	Real	4	All	0h ... FFFFFFFFh	00 00 00 00 ... FF FF FF FF



Telegram structure: sRA LMDscandata/sSN LMDscandata							
Telegram part	Description	Variable	Length	Sensor	Values CoLa A (ASCII)	Values CoLa B (Binary)	
	Rotations type	Enum_8	1	All	No rotation: 0 Pitch: 1 Roll: 2 Free: 3	No rotation: 00 Pitch: 01 Roll: 02 Free: 03	
	Transmits the name of device	Uint_8	1	All	No name: 0 Name: 1	No name: 00 Name: 01	
<b>Name</b>	Device name	Uint_16	2	All	No name: 0 Name: 1	No name: 00 00 Name: 00 01	
Name information	Length	Uint_8	1	All	0h ... Fh	00 ... 0F	
	Name	String	16	All	20h ... 7Ah	20 ... 7A	
<b>Comment</b>	Comment	Uint_16	2	All	No comment: 0 Comment: 1	No comment: 00 00 Comment: 00 01	
Comment information	Length	Uint_8	1	All	0h ... Fh	00 ... 0F	
	Comment	String	16	All	20h ... 7Ah	20 ... 7A	
<b>Time</b>	Transmits a time stamp	Uint_16	2	All LMS1xx, LMS5xx, NAV310, LD-OEM 15xx LD-LRS 36xx	No time: 0 Time: 1	No time: 00 00 Time: 00 01	
Time info	Year	Uint_16	2	All	0000h ... 270Fh	00 00 ... 27 0F	
	Month	Uint_8	1	All	00h ... 0Ch	00 ... 0C	
	Day	Uint_8	1	All	00h ... 1Fh	00 ... 1F	
	Hour	Uint_8	1	All	00h ... 17h	00 ... 17	
	Minute	Uint_8	1	All	00h ... 3Bh	00 ... 3B	
	Second	Uint_8	1	All	00h ... 3Bh	00 ... 3B	
	Micro-second	Uint_32	4	All	00000000h ... 000F423Fh	00 00 00 00 ... 00 0F 42 3F	
<b>Event info</b>	Display event info	Uint_16	2	All	No info: 0 Transmit info: 1	No info: 00 00 Transmit info: 00 01	
Event Information	Type	String	4	All	FDIN	FDIN	
	Encoder position	Uint_32	4	All	00000000h ... FFFFFFFFh	00 00 00 00 ... FF FF FF FF	

Telegram structure: sRA LMDscandata/sSN LMDscandata						
Telegram part	Description	Variable	Length	Sensor	Values CoLa A (ASCII)	Values CoLa B (Binary)
Time of event	Time (µs) of encoder when event happened	Uint_32	4	All	00000000h ... FFFFFFFFh	00 00 00 00 ... FF FF FF FF
	Angle of encoder when event happened	Int_32	4	All	0 ... 3600000	00 00 00 00 ... 00 36 EE 80

Table 128: Telegram structure: Datastream of sRA LMDscandata/sSN LMDscandata



**NOTE**

- The grey written parts are not given out by the sensor.
- The event information is not available with the LMS1xx and with the LMS5xx only with firmware V1.20 or higher.
- The order of events within the data structure is “newest” first.

**LMDscandata - reserved values**

Valid distance measurement values are values starting from 16d upwards; everything below has the following meaning:

DIST	RSSI	Description
0d	0h	no meas value detected; means that in the angle, there was no valid measurement value. Probably the object to measure was out of the range of the or the object was reflecting too less light back (black objects)
1d	FFFFh (16Bit output) FFh (8Bit output)	dazzled, blinded
2d	0h	implausible measurement values
3d	0h	value was set to invalid by a filter (Echo Filter, Particle Filter in old firmware)
4d – 15d	0h	reserved, at the moment not given out, if there occurs a value in that range anyway → perform a Softwareupdate
≥16d	>0h	valid measurement values

Valid for LMS1xx/5xx, TiMxxx

- max. measurement value TiM5xx: Dez: 10.000mm --> Hex: 2710
- max. measurement value TiM57x: Dez: 25.000mm --> Hex: 61A8
- max. measurement value LMS1xx: Dez: 20.000mm --> Hex: 4E20
- max. measurement value LMS15x: Dez: 50.000mm --> Hex: C350
- max. measurement value LMS5xx: Dez: 65.000mm --> Hex: FDE8
- max. measurement value LMS5xx: Dez: 80.000mm --> Hex: 9C40 with scale factor 2 --> 13880

Higher measurement values will be given out with a zero, that means no measurement value detected.

**Calculation and amount of data for LMS5xx**

Example how to calculate the amount of data for a measurement telegram.

Sizes of values and telegram parts:

- one measurement value: 5 byte (4 byte value itself, 1 byte blank after the value)
- one RSSI value: 3 byte (2 byte value itself, 1 byte blank after the value)
- telegram header: 81 byte
- telegram end: 12 byte

Calculation of number of Measurement values depends always on the resolution:

$0.5^\circ = 2$  measurements per degree

$0.25^\circ = 4$  measurements per degree

Always one additional measurement for the last measurement

*Number of measurement values =*

*Number of degrees  $\times$  measurements per degree + 1*

Example for measurement of  $56^\circ$  in  $0.5^\circ$  resolution (without RSSI data):

$56 \times 2 + 1 = 113$  Measurement values

Amount of Data for this measurement values:

$113 \times 5 \text{ Byte} = \underline{565 \text{ Byte}}$

Calculation of amount of data per telegram:

*Data of one Telegram = Header + Measurements + end of telegram*

81 Byte + 113 Measurements + 12 Byte

81 Byte + (113  $\times$  5Byte) + 12 Byte =

658 Byte per Telegram (= 5264 Bit (658  $\times$  8 Bit))

Possible amount for delivery with special Speed:

*Number of telegrams per second = Speed  $\div$  telegram size*

Speed Example:

115200 Bit/s = 11520 Byte/s = 11,52 Byte/s

11520 (Byte/s)  $\div$  658 Byte = 17.5 Telegrams/s

Telegram size with **0,25**° resolution:

Degrees:  $270^\circ$

Resolution:  $0.25^\circ$

→ Measurement Values =  $270 \times 4 + 1 = 1081$

Data per Telegram =  
 81 Byte + (1081 × 5 Byte) + 12 Byte = **5498 Byte** (= 43984 Bit)

Telegram size with **0,5°** resolution:

Degrees: 270°  
 Resolution: 0.5°  
 → Measurement Values = 270 × 2 + 1 = 541  
 Data per Telegram =

81 Byte + (541 × 5 Byte) + 12 Byte = **2798 Byte** (= 22384 Bit)

As a result in that configuration a 10 MBit connection will not be enough. With a 100 MBit Hub, 3-4 scanner can be used, with a 1 GBit Hub accordingly more.

**Example of a telegram stream**

**Example:** telegram LMS1xx, LMS5xx similar with corresponding values (10°-20° data range)

**ASCII**

```
<STX>sRA{SPC}LMDscandata{SPC}1{SPC}1{SPC}89A27F{SPC}0{SPC}0{SPC}343{SPC}347{SPC}27477BA9{SPC}2747813B{SPC}0{SPC}0{SPC}7{SPC}0{SPC}0{SPC}1388{SPC}168{SPC}0{SPC}1{SPC}DIST1{SPC}3F800000{SPC}00000000{SPC}186A0{SPC}1388{SPC}15{SPC}8A1{SPC}8A5{SPC}8AB{SPC}8AC{SPC}8A6{SPC}8AC{SPC}8B6{SPC}8C8{SPC}8C2{SPC}8C9{SPC}8CB{SPC}8C4{SPC}8E4{SPC}8E1{SPC}8EB{SPC}8E0{SPC}8F5{SPC}908{SPC}8FC{SPC}907{SPC}906{SPC}0{SPC}0{SPC}0{SPC}0{SPC}0{SPC}0{SPC}0{SPC}0<ETX>
```

**BINARY**

```
02 02 02 02 00 00 00 83 73 52 41 20 4C 4D 44 73 63 61 6E 64 61 74 61 20 00 01 00 01
00 89 A2 7F 00 00 03 43 03 47 27 47 7B A9 27 47 81 3B 00 00 07 00 00 00 00 00 13 88 00
00 01 68 00 00 00 01 44 49 53 54 31 3F 80 00 00 00 00 00 00 00 01 86 A0 13 88 00 15 08
93 08 95 08 AF 08 B3 08 B0 08 A4 08 B0 08 BF 08 B9 08 BA 08 D0 08 D3 08 CF 08 DE 08 EB
08 E3 08 FE 08 EC 09 03 08 FD 08 FD 00 00 00 00 00 00 00 00 00 00 00 00 00 2B
```



Telegram structure: sRA LMDscandata (Example)				
Telegram part	Variable	Length	Values CoLa A (ASCII)	Values CoLa B (Binary)
Frame/header			02 <STX>	02 02 02 02
Length				00 00 00 83
Command type	String	3	sRA{SPC}	73 52 41 20
Command	String	11	LMDscandata{SPC}	4C 4D 44 73 63 61 6E 64 61 74 61 20
Version number	UInt_16	2	1{SPC}	00 01
Device number	UInt_16	2	1{SPC}	00 01

Telegram structure: sRA LMDscandata (Example)					
Telegram part	Variable	Length	Values CoLa A (ASCII)	Values CoLa B (Binary)	
	Serial number	Uint_32	4	89A27F{SPC} Dec: 9020031	00 89 A2 7F
	Device status	Uint_8	2 × 1	0{SPC}0{SPC}	00 00
Status information	Telegram counter	Uint_16	2	343{SPC} Dec: 835	03 43
	Scan counter	Uint_16	2	347{SPC} Dec: 839	03 47
	Time since start up [µs]	Uint_32	4	27477BA9{SPC} Dec: 658996137	27 47 7B A9
	Time of transmission [µs]	Uint_32	4	2747813B{SPC} Dec: 568997563	27 47 81 3B
	Status of digital inputs	Uint_8	2 × 1	0{SPC}0{SPC}	00 00
	Status of digital outputs	Uint_8	2 × 1	7{SPC}0{SPC} Corresponds to status 0111	07 00
	Reserved	Uint_16	2	0{SPC}	00 00
Frequencies	Scan frequency	Uint_32	4	1388{SPC} Dec: 50 Hz: 5000	00 00 13 88
	Measurement frequency	Uint_32	4	168{SPC}	00 00 01 68
Amount of encoder		Enum_16	2	0{SPC} No encoder data	00 00
Position information	Encoder position	Uint_16	2	Not generated, not existing because amount is 0	Not generated, not existing because amount is 0
	Encoder speed	Uint_16	2	Not generated, not existing because amount is 0	Not generated, not existing because amount is 0
Amount of 16 bit channels		Enum_16	2	1{SPC}	00 01
Output channel (16 bit)	Content	String	5	DIST1{SPC}	44 49 53 54 31
	Scale factor according to IEEE754	Real	4	3F800000{SPC} Floating Point: Value = 1	3F 80 00 00
	Scale factor offset acco. to IEEE754	Real	4	0{SPC} Floating Point: Value = 0	00 00 00 00
	Start angle	Int_32	4	186A0{SPC} Dec: 100000	00 01 86 A0
	Size of single angular step	Uint_16	2	1388{SPC} Dec: 5000	13 88
	Amount of data	Uint_16	2	15{SPC} Dec: 21 measurement points	00 15
	Data_1 ... Data_21	Uint_16	2	8A1{SPC}8A5{SPC}8AB{SPC}8AC{SPC}8A6{SPC}8AC{SPC}8B6{SPC}8C8{SPC}8C2{SPC}8C9{SPC}8CB{SPC}8C4{SPC}8E4{SPC}8E1{SPC}8EB{SPC}8E0{SPC}8F5{SPC}908{SPC}8FC{SPC}907{SPC}906{SPC}  Measurement data Min. 22 mm: 16h Max. 20000 mm: 4E20h	08 A1 08 A5 08 AB 08 AC 08 A6 08 AC 08 B6 08 C8 08 C2 08 C9 08 CB 08 C4 08 E4 08 E1 08 EB 08 E0 08 F5 09 08 08 FC 09 07 09 06

Telegram structure: sRA LMDscandata (Example)					
Telegram part	Variable	Length	Values CoLa A (ASCII)	Values CoLa B (Binary)	
Amount of 8 bit channels	Enum_16	2	0{SPC} No 8 bit data	00 00 No 8 bit data	
Output channel (8 bit)	Content	String	-	-	
	Scale factor	Real	-	-	
	Scale factor offset	Real	-	-	
	Start angle	Int_32	4	-	-
	Size of single angular step	Uint_16	2	-	-
	Amount of data	Uint_16	2	-	-
	Data_1 Data_n	Uint_8	1	-	-
Position	Enum_16	2	0{SPC} No position data	00 00 No position data	
Position information	X position	Real	4	-	-
	Y position	Real	4	-	-
	Z position	Real	4	-	-
	X rotation	Real	4	-	-
	Y rotation	Real	4	-	-
	Z rotation	Real	4	-	-
	Rotations type	Enum_8	1	-	-
	Transmits the name of device	Uint_8	1	-	-
Name	Enum_16	2	0{SPC} No device name	00 00 No device name	
Name info	Length of name	Enum_8	1	-	-
	Name in characters	String	2	-	-
Comment	Enum_16	2	0{SPC} No comment	00 00 No comment	
Com-ment	Length of comment	Enum_8	1	-	-
	Comment in characters	String	2	-	-

Telegram structure: sRA LMDscandata (Example)					
Telegram part	Variable	Length	Values CoLa A (ASCII)	Values CoLa B (Binary)	
Time	Enum_16	2	0{SPC} No time transmitted	00 00 No time transmitted	
Time info	Year	Uint_16	2	-	-
	Month	Uint_8	1	-	-
	Day	Uint_8	1	-	-
	Hour	Uint_8	1	-	-
	Minute	Uint_8	1	-	-
	Second	Uint_8	1	-	-
	Microsecond	Uint_32	4	-	-
Event info	Enum_16	2	0{SPC} No event info available	00 00 No event info available	
Event information	Type	String	4	-	-
	Encoder position	Uint_32	4	-	-
	Time of event	Uint_32	4	-	-
	Angle of event	Int_32	4	-	-
Frame			03 <ETX>	2B Checksum	

Table 129: Example of one telegram stream

## 4.4 Time stamp

### 4.4.1 Set time stamp

The data format in the telegram is:

+2009{SPC}+7{SPC}+22{SPC}+12{SPC}+0{SPC}+0{SPC}+0.

The numbers represent year, month, day, hour, minute, second, microsecond).

If plus is used up-front the data it is interpreted as an integer decimal number, without the plus it's the scanner reads the data as hex format.

The answer is always in ASCII format.

Attention: There is no real time clock inside the device. When the scanner is switched off and after a reboot, the time has to be set again.

However, it is possible to analyze the Off-time in order to evade this issue.



Telegram structure: sMN LSPsetdatetime (Authorized client)						
Telegram part	Description	Variable	Length	Sensor	Values CoLa A (ASCII)	Values CoLa B (Binary)
Command type	Method	String	3	All	sMN	73 4D 4E
Command	Set time stamp	String	14	All	LSPsetdatetime	4C 53 50 73 65 74 64 61 74 65 74 69 6D 65
Year		Uint_16	2	All	1970d ... +2099d (07B2h ... 0833h)	07 b2 ... 08 33
Month		Uint_8	1	All	01d ... +12d (01h ... 0Ch)	01 ... 0C
Day		Uint_8	1	All	01d ... +31d (01h ... 1Fh)	00 ... 1F
Hour		Uint_8	1	All	00d ... +23d (00h ... 17h)	00 ... 17
Minute		Uint_8	1	All	00d ... +59d (00h ... 3Bh)	00 ... 3B
Second		Uint_8	1	All	00d ... +59d (00h ... 3Bh)	00 ... 3B
Micro-second		Uint_32	4	All	00000000d ... +00999999d (00000000h ... 000F423Fh)	00 00 00 00 ... 00 0F 42 3F

Table 130: Telegram structure: sMN LSPsetdatetime



**Example 1: sMN LSPsetdatetime**

CoLa A	ASCII	<STX>sMN{SPC}LSPsetdatetime{SPC}7D9{SPC}2{SPC}11{SPC}10{SPC}22{SPC}0{SPC}0<ETX>
	Hex	02 73 4D 4E 20 4C 53 50 73 65 74 64 61 74 65 74 69 6D 65 20 37 44 39 20 32 20 31 31 20 31 30 20 32 32 20 30 20 30 03
CoLa B	Binary	02 02 02 02 00 00 00 1E 73 4D 4E 20 4C 53 50 73 65 74 64 61 74 65 74 69 6D 65 20 07 D9 02 11 10 22 00 00 00 00 00 A3

Table 131: Example 1: sMN LSPsetdatetime

**Example 2: sMN LSPsetdatetime**

CoLa A	ASCII	<STX>sMN{SPC}LSPsetdatetime{SPC}+2010{SPC}+01{SPC}+26{SPC}+10{SPC}+35{SPC}0{SPC}0<ETX>
	Hex	02 73 4D 4E 20 4C 53 50 73 65 74 64 61 74 65 74 69 6D 65 20 2B 32 30 31 30 20 2B 30 31 20 2B 32 36 20 2B 31 30 20 2B 33 35 20 2B 30 30 20 2B 30 30 30 30 03
CoLa B	Binary	02 02 02 02 00 00 00 1E 73 4D 4E 20 4C 53 50 73 65 74 64 61 74 65 74 69 6D 65 20 07 DA 01 1A 0A 23 00 00 00 00 00 A3

Table 132: Example 2: sMN LSPsetdatetime

**Telegram structure: sAN LSPsetdatetime**

Telegram part	Description	Variable	Length	Sensor	Values CoLa A (ASCII)	Values CoLa B (Binary)
Command type	Answer	String	3	All	sAN	73 41 4E
Command	Set time stamp	String	14	All	LSPsetdatetime	4C 53 50 73 65 74 64 61 74 65 74 69 6D 65
Status code	Code number	Enum_8	1	All	Success: 1	Success: 01

Table 133: Telegram structure: sAN LSPsetdatetime

**Example 1, 2: sAN LSPsetdatetime**

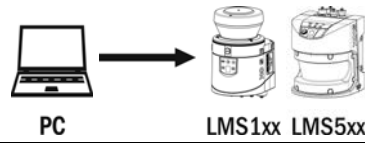
CoLa A	ASCII	<STX>sAN{SPC}LSPsetdatetime{SPC}1<ETX>
	Hex	02 73 41 4E 20 4C 53 50 73 65 74 64 61 74 65 74 69 6D 65 20 31 03
CoLa B	Binary	02 02 02 02 00 00 00 14 73 41 4E 20 4C 53 50 73 65 74 64 61 74 65 74 69 6D 65 20 01 51

Table 134: Example 1, 2: sAN LSPsetdatetime

Activate time stamp in the output stringformat or on SOPAS page “data processing”.

4.4.2 Read time stamp and status of the measurement function

**Command: sRN STlms**



Telegram structure: sRN STlms						
Telegram part	Description	Variable	Length	Sensor	Values CoLa A (ASCII)	Values CoLa B (Binary)
Command type	Read	String	3	All	sRN	73 52 4E
Command	Status and time	String	5	All	STlms	53 54 6C 6D 73

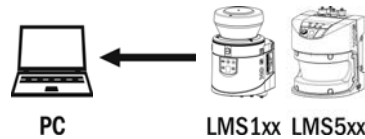
Table 135: Telegram structure: sRN STlms

**Example: sRN STlms**

CoLa A	ASCII	<STX>sRN{SPC}STlms<ETX>
	Hex	02 73 52 4E 20 53 54 6C 6D 73 03
CoLa B	Binary	02 02 02 02 00 00 00 09 73 52 4E 20 53 54 6C 6D 73 3A

Table 136: Example: sRN STlms

**Answer: sRA STlms**



Telegram structure: sRA STlms						
Telegram part	Description	Variable	Length	Sensor	Values CoLa A (ASCII)	Values CoLa B (Binary)
Command type	Answer	String	3	All	sRA	73 52 41
Command	Status and time	String	5	All	STlms	53 54 6C 6D 73
Status code	Status of the measurement function.	Enum_16	2	All	Undefined: 0 Initialization: 1 Configuration: 2 Lower case: 3 Rotating: 4 In preparation: 5 Ready: 6 Measurement active: 7	Undefined: 00 00 Initialization: 00 01 Configuration: 00 02 Lower case: 00 03 Rotating: 00 04 In preparation: 00 05 Ready: 00 06 Measurement active: 00 07
Temp. out of range	Device running in temp. range or not	Uint_8	1	All	False (in range) = 0 True (out of range) = 1	False (in range) = 00 True (out of range) = 01
Length of time para-		Uint_16	2	All	0d ... +65535d (00h ... FFFFh)	00 00 ... FF FF

Telegram structure: sRA STlms						
Telegram part	Description	Variable	Length	Sensor	Values CoLa A (ASCII)	Values CoLa B (Binary)
meter						
Time	HH HH	Uint_16	2	All	0d ... 99d	00 00 ... 00 63
	:	Uint_8	1	All	:	3A
	MM MM	Uint_16	2	All	0d ... 99d	00 00 ... 00 63
	:	Uint_8	1	All	:	3A
	SS SS	Uint_16	2	All	0d ... 99d	00 00 ... 00 63
Length of date parameter		Uint_16	2	All	0d ... +65535d (00h ... FFFFh)	00 00 ... FF FF
Date	DD DD	Uint_16	2	All	0d ... 99d	00 00 ... 00 63
	.	Uint_8	1	All	.	2E
	MM MM	Uint_16	2	All	0d ... 99d	00 00 ... 00 63
	.	Uint_8	1	All	.	2E
	YY YY YY YY	Uint_32	4	All	0d ... 9999d	00 00 00 00 ... 00 00 27 0F
LED1		Uint_16	2	All	Inactive: 0 Active: 1	Inactive: 00 00 Active: 00 01
LED2		Uint_16	2	All	Inactive: 0 Active: 1	Inactive: 00 00 Active: 00 01
LED3		Uint_16	2	All	Inactive: 0 Active: 1	Inactive: 00 00 Active: 00 01
Reserved		Uint_16	3 × 2	All	0 0 0	00 00 00 00 00 00

Table 137: Telegram structure: sRA STlms

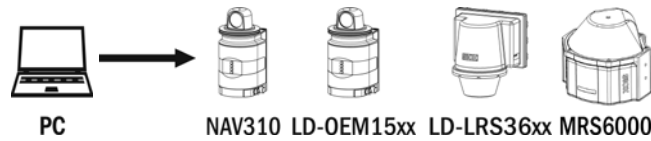
**Example: sRA STlms**

CoLa A	ASCII	<STX>sRA{SPC}STlms{SPC}7{SPC}0{SPC}8{SPC}16:36:54{SPC}10{SPC}17.03.2030{SPC}0{SPC}0{SPC}0<ETX>
	Hex	Not available
CoLa B	Binary	02 02 02 02 00 00 00 2F 73 52 41 20 53 54 6C 6D 73 20 00 07 00 00 08 00 10 3A 00 24 3A 00 36 00 0A 00 11 2E 00 03 2E 00 00 07 EE 00 00 00 00 00 00 00 00 00 00 17

Table 138: Example: sRA STlms

4.4.3 Read device time

Command to read the actual time of the internal clock (ms).  
The timer is 32 counter with a resolution of 1 ms.



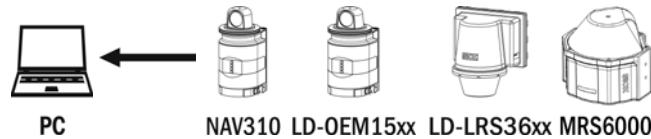
Telegram structure: sRN DeviceTime						
Telegram part	Description	Variable	Length	Sensor	Values CoLa A (ASCII)	Values CoLa B (Binary)
Command type	Read	String	3	All	sRN	73 52 4E
Command		String	10	All	DeviceTime	44 65 76 69 63 65 54 69 6D 65

Table 139: Telegram structure: sRN DeviceTime

Example: sRN DeviceTime

CoLa A	ASCII	<STX>sRN{SPC}DeviceTime<ETX>
	Hex	02 73 52 4E 20 44 65 76 69 63 65 54 69 6D 65 03
CoLa B	Binary	02 02 02 02 00 00 00 0E 73 52 4E 20 44 65 76 69 63 65 54 69 6D 65 42

Table 140: Example: sRN DeviceTime



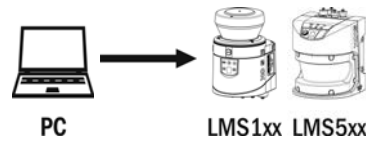
Telegram structure: sRA DeviceTime						
Telegram part	Description	Variable	Length	Sensor	Values CoLa A (ASCII)	Values CoLa B (Binary)
Command type	Answer	String	3	All	sRA	73 52 41
Command		String	10	All	DeviceTime	44 65 76 69 63 65 54 69 6D 65
Device time	Time	Uint_32	4	All	0d ... +9999d (0h ... 270Fh)	00 00 00 00 ... 00 00 27 0F

Table 141: Telegram structure: sRA DeviceTime

**Example: sRA DeviceTime 0**

CoLa A	ASCII	<STX>sRA{SPC}DeviceTime{SPC}0<ETX>
	Hex	0273 52 41 20 44 65 76 69 63 65 54 69 6D 65 20 00 03
CoLa B	Binary	02 02 02 02 00 00 00 10 73 52 41 20 44 65 76 69 63 65 54 69 6D 65 00 00 00 00 6D

Table 142: Example: sRA DeviceTime 0

**4.4.4 Set NTP (Network Time Protocol) parameters****Set time synchronization**

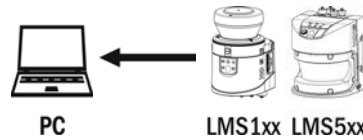
Telegram structure: sWN TSCRole (Authorized client)						
Telegram part	Description	Variable	Length	Sensor	Values CoLa A (ASCII)	Values CoLa B (Binary)
Command type	Write	String	3	All	sWN	73 57 4E
Command	Set NTP role	String	7	All	TSCRole	54 53 43 52 6F 6C 65
Variable data	NTP role	Uint_8	1	All	None: 0 Client: 1 Server: 2	None: 00 Client: 01 Server: 02

Table 143: Telegram structure: sWN TSCRole

**Example: sWN TSCRole**

CoLa A	ASCII	<STX>sWN{SPC}TSCRole{SPC}1<ETX>
	Hex	02 73 57 4E 20 54 53 43 52 6F 6C 65 20 31 03
CoLa B	Binary	02 02 02 02 00 00 00 0D 73 57 4E 20 54 53 43 52 6F 6C 65 20 01 1B

Table 144: Example: sWN TSCRole



Telegram structure: sWA TSCRole						
Telegram part	Description	Variable	Length	Sensor	Values CoLa A (ASCII)	Values CoLa B (Binary)
Command type	Answer	String	3	All	sWA	73 57 41
Command	Set NTP role	String	7	All	TSCRole	54 53 43 52 6F 6C 65

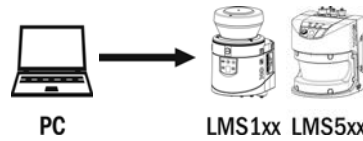
Table 145: Telegram structure: sWA TSCRole

**Example: sWA TSCRole**

CoLa A	ASCII	<STX>sWA{SPC}TSCRole<ETX >				
	Hex	02 73 57 41 20 54 53 43 52 6F 6C 65 03				
CoLa B	Binary	02 02 02 02 00 00 00 0C 73 57 41 20 54 53 43 52 6F 6C 65 20 15				

Table 146: Example: sWA TSCRole

**Set time synchronization interface**



Telegram structure: sWN TSCTCInterface (Authorized client)						
Telegram part	Description	Variable	Length	Sensor	Values CoLa A (ASCII)	Values CoLa B (Binary)
Command type	Write	String	3	All	sWN	73 57 4E
Command	Set time synchronization interface	String	14	All	TSCTCInterface	54 53 43 54 43 49 6E 74 65 72 66 61 63 65
Variable data	Time synchronization interface data	Uint_8	1	All	Ethernet: 0 CAN: 1	Ethernet: 00 CAN: 01

Table 147: Telegram structure: sWN TSCTCInterface

**Example: sWN TSCTCInterface**

CoLa A	ASCII	<STX>sWN{SPC}TSCTCInterface {SPC}0<ETX >				
	Hex	02 73 57 4E 20 54 53 43 54 43 49 6E 74 65 72 66 61 63 65 20 30 03				
CoLa B	Binary	02 02 02 02 00 00 00 14 73 57 4E 20 54 53 43 54 43 49 6E 74 65 72 66 61 63 65 20 00 7C				

Table 148: Example: sWN TSCTCInterface



Telegram structure: sWA TSCTCInterface						
Telegram part	Description	Variable	Length	Sensor	Values CoLa A (ASCII)	Values CoLa B (Binary)
Command type	Answer	String	3	All	sWA	73 57 41
Command	Set time synchronization	String	14	All	TSCTCInterface	54 53 43 54 43 49 6E 74 65 72 66 61 63 65

Table 149: Telegram structure: sWA TSCTCInterface

**Example: sWA TSCTCInterface**

CoLa A	ASCII	<STX>sWA{SPC}TSCTCInterface<ETX>
	Hex	02 73 57 41 20 54 53 43 54 43 49 6E 74 65 72 66 61 63 65 03
CoLa B	Binary	02 02 02 02 00 00 00 13 73 57 41 20 54 53 43 54 43 49 6E 74 65 72 66 61 63 65 20 73

Table 150: Example: sWA TSCTCInterface

**Set time server IP address**

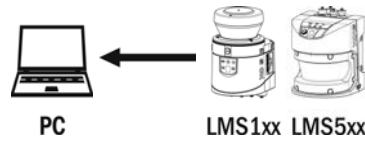
Telegram structure: sWN TSCTCSrvAddr (Authorized client)						
Telegram part	Description	Variable	Length	Sensor	Values CoLa A (ASCII)	Values CoLa B (Binary)
Command type	Write	String	3	All	sWN	73 57 4E
Command	Set time server IP address	String	12	All	TSCTCSrvAddr	54 53 43 54 43 53 72 76 41 64 64 72
IP address data	Set values in hex	Uint_32	4	All	00 00 00 00h ... FF FF FF FFh (decimal values unwieldy)	00 00 00 00 ... FF FF FF FF

Table 151: Telegram structure: sWN TSCTCSrvAddr

**Example: sWN TSCTCSrvAddr 192.168.0.11**

CoLa A	ASCII	<STX>sWN{SPC}TSCTCSrvAddr{SPC}C0{SPC}A8{SPC}00{SPC}0B<ETX>
	Hex	02 73 57 4E 20 54 53 43 54 43 53 72 76 41 64 64 72 20 C0 A8 00 0B 03
CoLa B	Binary	02 02 02 02 00 00 00 15 73 57 4E 20 54 53 43 54 43 53 72 76 41 64 64 72 20 C0 A8 00 0B 3E

Table 152: Example: sWN TSCTCSrvAddr 192.168.0.11



Telegram structure: sWA TSCTCSrvAddr						
Telegram part	Description	Variable	Length	Sensor	Values CoLa A (ASCII)	Values CoLa B (Binary)
Command type	Answer	String	3	All	sWA	73 57 41
Command	Set time server IP address	String	12	All	TSCTCSrvAddr	54 53 43 54 43 53 72 76 41 64 64 72

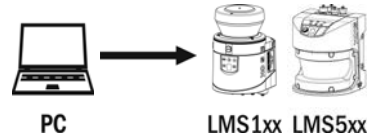
Table 153: Telegram structure: sWA TSCTCSrvAddr

**Example: sWA TSCTCSrvAddr**

CoLa A	ASCII	<STX>sWA{SPC}TSCTCSrvAddr<ETX>
	Hex	02 73 57 41 20 54 53 43 54 43 53 72 76 41 64 64 72 03
CoLa B	Binary	02 02 02 02 00 00 00 11 73 57 41 20 54 53 43 54 43 53 72 76 41 64 64 72 20 52

Table 154: Example: sWA TSCTCSrvAddr



**Set time zone**

Telegram structure: sWN TSCTCtimezone (Authorized client)						
Telegram part	Description	Variable	Length	Sensor	Values CoLa A (ASCII)	Values CoLa B (Binary)
Command type	Write	String	3	All	sWN	73 57 4E
Command	Set time zone	String	13	All	TSCTCtimezone	54 53 43 54 43 74 69 6D 65 7A 6F 6E 65
Time zone data	Set values in number of hours relative to GMT, hex specially coded	Int_8	1	All	[GMT + ...] -12d ... +12d (00h ... 18h)	[GMT + ...] 00 ... 18

Table 155: Telegram structure: sWN TSCTCtimezone

**Example: sWN TSCTCtimezone GMT + 1 hour**

CoLa A	ASCII	<STX>sWN{SPC}TSCTCtimezone{SPC}+1<ETX>
	Hex	02 73 57 4E 20 54 53 43 54 43 74 69 6D 65 7A 6F 6E 65 20 0D 03
CoLa B	Binary	02 02 02 02 00 00 00 13 73 57 4E 20 54 53 43 54 43 74 69 6D 65 7A 6F 6E 65 20 0D 3F

Table 156: Example: sWN TSCTCtimezone GMT + 1 hour



Telegram structure: sWA TSCTCtimezone						
Telegram part	Description	Variable	Length	Sensor	Values CoLa A (ASCII)	Values CoLa B (Binary)
Command type	Answer	String	3	All	sWA	73 57 41
Command	Set time zone	String	13	All	TSCTCtimezone	54 53 43 54 43 74 69 6D 65 7A 6F 6E 65

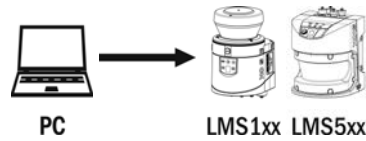
Table 157: Telegram structure: sWA TSCTCtimezone

**Example: sWA TSCTCtimezone**

CoLa A	ASCII	<STX>sWA{SPC}TSCTCtimezone<ETX>
	Hex	02 73 57 41 20 54 53 43 54 43 74 69 6D 65 7A 6F 6E 65 03
CoLa B	Binary	02 02 02 02 00 00 00 12 73 57 41 20 54 53 43 54 43 74 69 6D 65 7A 6F 6E 65 20 3D

Table 158: Example: sWA TSCTCtimezone

**Set update time**



Telegram structure: sWN TSCTCupdatetime (Authorized client)						
Telegram part	Description	Variable	Length	Sensor	Values CoLa A (ASCII)	Values CoLa B (Binary)
Command type	Write	String	3	All	sWN	73 57 4E
Command	Set update time of synchronization	String	15	All	TSCTCupdatetime	54 53 43 54 43 75 70 64 61 74 65 74 69 6D 65
Update time of synchronization	Set values in seconds	Uint_32	4	All	+1d ... +3600d (01h ... 0E10h)	00 00 00 00 ... 00 00 0E 10

Table 159: Telegram structure: sWN TSCTCupdatetime

**Example: sWN TSCTCupdatetime 600 s**

CoLa A	ASCII	<STX>sWN{SPC}TSCTCupdatetime{SPC}+600<ETX>
	Hex	02 73 57 4E 20 54 53 43 54 43 75 70 64 61 74 65 74 69 6D 65 20 02 58 03
CoLa B	Binary	02 02 02 02 00 00 00 18 73 57 4E 20 54 53 43 54 43 75 70 64 61 74 65 74 69 6D 65 20 00 00 02 58 67

Table 160: Example: sWN TSCTCupdatetime 600 s



Telegram structure: sWA TSCTCupdatetime						
Telegram part	Description	Variable	Length	Sensor	Values CoLa A (ASCII)	Values CoLa B (Binary)
Command type	Answer	String	3	All	sWA	73 57 41
Command	Set update time of synchronization	String	15	All	TSCTCupdatetime	54 53 43 54 43 75 70 64 61 74 65 74 69 6D 65

Table 161: Telegram structure: sWA TSCTCupdatetime

**Example: sWA TSCTCupdatetime**

CoLa A	ASCII	<STX>sWA{SPC}TSCTCupdatetime<ETX>
	Hex	02 73 57 41 20 54 53 43 54 43 75 70 64 61 74 65 74 69 6D 65 03
CoLa B	Binary	02 02 02 02 00 00 00 14 73 57 41 20 54 53 43 54 43 75 70 64 61 74 65 74 69 6D 65 20 32

Table 162: Example: sWA TSCTCupdatetime

**Read for maximum offset time**

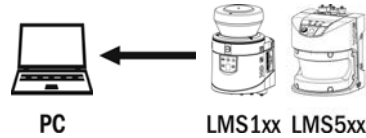
Telegram structure: sRN TSCTCmaxoffset (Authorized client)						
Telegram part	Description	Variable	Length	Sensor	Values CoLa A (ASCII)	Values CoLa B (Binary)
Command type	Read	String	3	All	sRN	73 52 4E
Command	Read maximum offset time	String	14	All	TSCTCmaxoffset	54 53 43 54 43 6D 61 78 6F 66 66 73 65 74

Table 163: Telegram structure: sRN TSCTCmaxoffset

**Example: sRN TSCTCmaxoffset**

CoLa A	ASCII	<STX>sRN{SPC}TSCTCmaxoffset<ETX>
	Hex	02 73 52 4E 20 54 53 43 54 43 6D 61 78 6F 66 66 73 65 74 03
CoLa B	Binary	02 02 02 02 00 00 00 12 73 52 4E 20 54 53 43 54 43 6D 61 78 6F 66 66 73 65 74 65

Table 164: Example: sRN TSCTCmaxoffset



Telegram structure: sRA TSCTCmaxoffset						
Telegram part	Description	Variable	Length	Sensor	Values CoLa A (ASCII)	Values CoLa B (Binary)
Command type	Answer	String	3	All	sRA	73 52 41
Command	Read maximum offset time	String	14	All	TSCTCmaxoffset	54 53 43 54 43 6D 61 78 6F 66 66 73 65 74
Max. offset time	[Seconds as float according to IEEE754]	Real	4	All	0h ... FFFFFFFFh Min Value ~ -3.403*10 <sup>38</sup> s Max Value ~+3.403*10 <sup>38</sup> s	00 00 00 00 ... FF FF FF FF

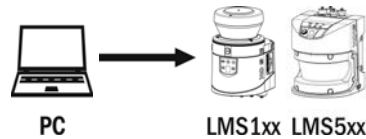
Table 165: Telegram structure: sRA TSCTCmaxoffset

**Example: sRA TSCTCmaxoffset (18000 s)**

CoLa A	ASCII	<STX>sRA{SPC}TSCTCmaxoffset{SPC}468CA000<ETX>
	Hex	02 73 52 41 20 54 53 43 54 43 6D 61 78 6F 66 66 73 65 74 20 46 8C A0 00 03
CoLa B	Binary	02 02 02 02 00 00 00 17 73 52 41 20 54 53 43 54 43 6D 61 78 6F 66 66 73 65 74 20 46 8C A0 00 20

Table 166: Example: sRA TSCTCmaxoffset 18000 s

**Read for delay time**



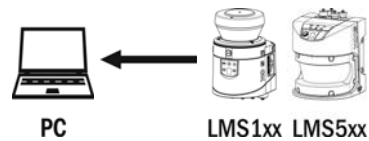
Telegram structure: sRN TSCTCdelay (Authorized client)						
Telegram part	Description	Variable	Length	Sensor	Values CoLa A (ASCII)	Values CoLa B (Binary)
Command type	Read	String	3	All	sRN	73 52 4E
Command	Read delay time	String	10	All	TSCTCdelay	54 53 43 54 43 64 65 6C 61 79

Table 167: Telegram structure: sRN TSCTCdelay

**Example: sRN TSCTCdelay**

CoLa A	ASCII	<STX>sRN{SPC}TSCTCdelay<ETX>
	Hex	02 73 52 4E 20 54 53 43 54 43 64 65 6C 61 79 03
CoLa B	Binary	02 02 02 02 00 00 00 0E 73 52 4E 20 54 53 43 54 43 64 65 6C 61 79 69

Table 168: Example: sRN TSCTCdelay

**Telegram structure: sRA TSCTCdelay**

Telegram part	Description	Variable	Length	Sensor	Values CoLa A (ASCII)	Values CoLa B (Binary)
Command type	Answer	String	3	All	sRA	73 52 41
Command	Read for delay time	String	10	All	TSCTCdelay	54 53 43 54 43 64 65 6C 61 79
Max. offset time	[Seconds as float according to IEEE754]	Real	4	All	0h ... FFFFFFFFh	00 00 00 00 ... FF FF FF FF

Table 169: Telegram structure: sRA TSCTCdelay

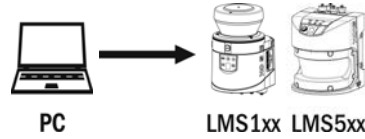
**Example: sRA TSCTCdelay (0.003 s)**

CoLa A	ASCII	<STX>sRA{SPC}TSCTCdelay{SPC}3B435B02<ETX>
	Hex	02 73 52 41 20 54 53 43 54 43 64 65 6C 61 79 20 3B 43 5B 02 03
CoLa B	Binary	02 02 02 02 00 00 00 13 73 52 41 20 54 53 43 54 43 64 65 6C 61 79 20 3B 43 5B 02 67

Table 170: Example: sRA TSCTCdelay 0.003 s

**Reset maximum offset time**

This command resets the maximum offset time, i.e. sets it to zero (0).



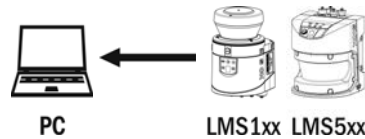
Telegram structure: sMN mResetMaxOff (Authorized client)						
Telegram part	Description	Variable	Length	Sensor	Values CoLa A (ASCII)	Values CoLa B (Binary)
Command type	Method	String	3	All	sMN	73 4D 4E
Command	Reset maximum offset time	String	12	All	mResetMaxOff	6D 52 65 73 65 74 4D 61 78 4F 66 66

Table 171: Telegram structure: sMN mResetMaxOff

**Example: sMN mResetMaxOff**

CoLa A	ASCII	<STX>sMN{SPC}mResetMaxOff<ETX>				
	Hex	02 73 4D 4E 20 6D 52 65 73 65 74 4D 61 78 4F 66 66 03				
CoLa B	Binary	02 02 02 02 00 00 00 10 73 4D 4E 20 6D 52 65 73 65 74 4D 61 78 4F 66 66 73				

Table 172: Example: sMN mResetMaxOff



Telegram structure: sAN mResetMaxOff						
Telegram part	Description	Variable	Length	Sensor	Values CoLa A (ASCII)	Values CoLa B (Binary)
Command type	Answer	String	3	All	sAN	73 41 4E
Command	Read maximum offset time	String	12	All	mResetMaxOff	6D 52 65 73 65 74 4D 61 78 4F 66 66

Table 173: Telegram structure: sAN mResetMaxOff

**Example: sAN mResetMaxOff**

CoLa A	ASCII	<STX>sAN{SPC}mResetMaxOff<ETX>				
	Hex	02 73 41 4E 20 6D 52 65 73 65 74 4D 61 78 4F 66 66 03				
CoLa B	Binary	02 02 02 02 00 00 00 11 73 41 4E 20 6D 52 65 73 65 74 4D 61 78 4F 66 66 20 5F				

Table 174: Example: sAN mResetMaxOff

## 4.5 Filter

### 4.5.1 Set particle filter



Telegram structure: sWN LFPparticle (Authorized client)						
Telegram part	Description	Variable	Length	Sensor	Values CoLa A (ASCII)	Values CoLa B (Binary)
Command type	Write	String	3	All	sWN	73 57 4E
Command	Set particle filter	String	11	All	LFPparticle	4C 46 50 70 61 72 74 69 63 6C 65
Status code	Code number	Bool_1	1	All	Inactive: 0 Active: 1	Inactive: 00 Active: 01
Threshold <sup>5)</sup>	Particle threshold in mm	Uint_16	2	All	+500d (must be taken) (1F4h)	01 F4 (must be taken)

Table 175: Telegram structure: sWN LFPparticle

#### Example: sWN LFPparticle

CoLa A	ASCII	<STX>sWN{SPC}LFPparticle{SPC}1{SPC}+500<ETX>
	Hex	02 73 57 4E 20 4C 46 50 70 61 72 74 69 63 6C 65 20 31 20 2B 35 30 30 03
CoLa B	Binary	02 02 02 02 00 00 00 13 73 57 4E 20 4C 46 50 70 61 72 74 69 63 6C 65 20 01 01 F4 D0

Table 176: Example: sWN LFPparticle



Telegram structure: sWA LFPparticle						
Telegram part	Description	Variable	Length	Sensor	Values CoLa A (ASCII)	Values CoLa B (Binary)
Command type	Answer	String	3	All	sWA	73 57 41
Command	Set particle filter	String	11	All	LFPparticle	4C 46 50 70 61 72 74 69 63 6C 65

Table 177: Telegram structure: sWA LFPparticle

<sup>5)</sup> Never change the threshold here, it is taken by the device to handle the particles.

**Example: sWA LFPparticle**

CoLa A	ASCII	<STX>sWA{SPC}LFPparticle<ETX>
	Hex	02 73 57 41 20 4C 46 50 70 61 72 74 69 63 6C 65 03
CoLa B	Binary	02 02 02 02 00 00 00 10 73 57 41 20 4C 46 50 70 61 72 74 69 63 6C 65 20 2B

Table 178: Example: sWA LFPparticle

4.5.2 Set mean filter



Telegram structure: sWN LFPmeanfilter (Authorized client)						
Telegram part	Description	Variable	Length	Sensor	Values CoLa A (ASCII)	Values CoLa B (Binary)
Command type	Write	String	3	All	sWN	73 57 4E
Command	Set mean filter	String	13	All	LFPmeanfilter	4C 46 50 6D 65 61 6E 66 69 6C 74 65 72
Status code	Code number	Bool_1	1	All	Inactive: 0 Active: 1	Inactive: 00 Active: 01
Number of scans	Number	Uint_16	2	All	+2d ... +100d (00 02h ... 00 64h)	00 02 ... 00 64
Final part	Reserved	Enum_8	1	All	0	00

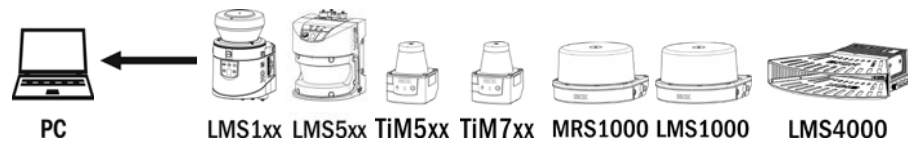
Table 179: Telegram structure: sWN LFPmeanfilter

**Example: sWN LFPmeanfilter**

CoLa A	ASCII	<STX>sWN{SPC}LFPmeanfilter{SPC}1{SPC}+10{SPC}0<ETX>
	Hex	02 73 57 4E 20 4C 46 50 6D 65 61 6E 66 69 6C 74 65 72 20 31 20 2B 31 30 20 30 03
CoLa B	Binary	02 02 02 02 00 00 00 16 73 57 4E 20 4C 46 50 6D 65 61 6E 66 69 6C 74 65 72 20 01 00 64 00 52

Table 180: Example: sWN LFPmeanfilter





Telegram structure: sWA LFPmeanfilter						
Telegram part	Description	Variable	Length	Sensor	Values CoLa A (ASCII)	Values CoLa B (Binary)
Command type	Answer	String	3	All	sWA	73 57 41
Command	Set mean filter	String	13	All	LFPmeanfilter	4C 46 50 6D 65 61 6E 66 69 6C 74 65 72

Table 181: Telegram structure: sWA LFPmeanfilter

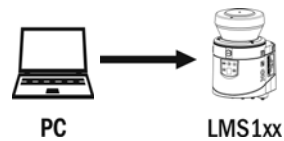
**Example: sWA LFPmeanfilter**

CoLa A	ASCII	<STX>sWA{SPC}LFPmeanfilter<ETX>
	Hex	02 73 57 41 20 4C 46 50 6D 65 61 6E 66 69 6C 74 65 72 03
CoLa B	Binary	02 02 02 02 00 00 00 12 73 57 41 20 4C 46 50 6D 65 61 6E 66 69 6C 74 65 72 38

Table 182: Example: sWA LFPmeanfilter

**4.5.3 Set n-pulse to 1-pulse filter (Echo filter)**

Only LMS1xx, for LMS5xx take the echo filter.



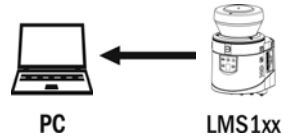
Telegram structure: sWN LFPnto1filter (Authorized client)						
Telegram part	Description	Variable	Length	Sensor	Values CoLa A (ASCII)	Values CoLa B (Binary)
Command type	Write	String	3	LMS1xx	sWN	73 57 4E
Command	Set n-to-1 filter	String	13	LMS1xx	LFPnto1filter	4C 46 50 6E 74 6F 31 66 69 6C 74 65 72
Status code	Code number	Bool_1	1	LMS1xx	Inactive: 0 Active: 1	Inactive: 00 Active: 01

Table 183: Telegram structure: sWN LFPnto1filter

**Example: sWN LFPnto1filter**

CoLa A	ASCII	<STX>sWN{SPC}LFPnto1filter{SPC}1<ETX>
	Hex	02 73 57 4E 20 4C 46 50 6E 74 6F 31 66 69 6C 74 65 72 20 31 03
CoLa B	Binary	02 02 02 02 00 00 00 13 73 57 4E 20 4C 46 50 6E 74 6F 31 66 69 6C 74 65 72 20 01 75

Table 184: Example: sWN LFPnto1filter



Telegram structure: sWA LFPnto1filter						
Telegram part	Description	Variable	Length	Sensor	Values CoLa A (ASCII)	Values CoLa B (Binary)
Command type	Answer	String	3	LMS1xx	sWA	73 57 41
Command	Set n-to-1 filter	String	13	LMS1xx	LFPnto1filter	4C 46 50 6E 74 6F 31 66 69 6C 74 65 72

Table 185: Telegram structure: sWA LFPnto1filter

**Example: sWA LFPnto1filter**

CoLa A	ASCII	<STX>sWA{SPC}LFPnto1filter<ETX>
	Hex	02 73 57 41 20 4C 46 50 6E 74 6F 31 66 69 6C 74 65 72 03
CoLa B	Binary	02 02 02 02 00 00 00 12 73 57 41 20 4C 46 50 6E 74 6F 31 66 69 6C 74 65 72 7B

Table 186: Example: sWA LFPnto1filter

**4.5.4 Set echo filter**

Only LMS5xx. For LMS1xx use the n-pulse to 1-pulse filter.



Telegram structure: sWN FREchoFilter (Authorized client)						
Telegram part	Description	Variable	Length	Sensor	Values CoLa A (ASCII)	Values CoLa B (Binary)
Command type	Write	String	3	All	sWN	73 57 4E
Command	Set echo filter	String	12	All	FREchoFilter	46 52 45 63 68 6F 46 69 6C 74 65 72

Telegram structure: sWN FREchoFilter (Authorized client)						
Telegram part	Description	Variable	Length	Sensor	Values CoLa A (ASCII)	Values CoLa B (Binary)
Status code	Code number	Enum_8	1	All	First echo: 0 All echos: 1 Last echo: 2	First echo: 00 All echos: 01 Last echo: 02

Table 187: Telegram structure: sWN FREchoFilter

**Example: sWN FREchoFilter**

CoLa A	ASCII	<STX>sWN{SPC}FREchoFilter{SPC}1<ETX>				
	Hex	02 73 57 4E 20 46 52 45 63 68 6F 46 69 6C 74 65 72 20 31 03				
CoLa B	Binary	02 02 02 02 00 00 00 12 73 57 4E 20 46 52 45 63 68 6F 46 69 6C 74 65 72 20 01 7E Only available with firmware versions > V1.10.				

Table 188: Example: sWN FREchoFilter



Telegram structure: sWA FREchoFilter						
Telegram part	Description	Variable	Length	Sensor	Values CoLa A (ASCII)	Values CoLa B (Binary)
Command type	Answer	String	3	All	sWA	73 57 41
Command	Set echo filter	String	12	All	FREchoFilter	46 52 45 63 68 6F 46 69 6C 74 65 72

Table 189: Telegram structure: sWA FREchoFilter

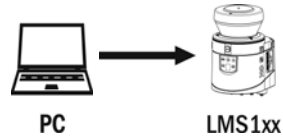
**Example: sWa FREchoFilter**

CoLa A	ASCII	<STX>sWA{SPC}FREchoFilter<ETX>				
	Hex	02 73 57 41 20 46 52 45 63 68 6F 46 69 6C 74 65 72 03				
CoLa B	Binary	02 02 02 02 00 00 00 11 73 57 41 20 46 52 45 63 68 6F 46 69 6C 74 65 72 20 70 Only available with firmware versions > V1.10 LMS5xx.				

Table 190: Example: sWa FREchoFilter

4.5.5 Set and read fog filter

**Set fog filter (LMS1xx)**



Telegram structure: sWN MSsupmode (Authorized client)						
Telegram part	Description	Variable	Length	Sensor	Values CoLa A (ASCII)	Values CoLa B (Binary)
Command type	Write	String	3	All	sWN	73 57 4E
Command	Set fog filter	String	10	All	MSsupmode	4D 53 73 75 70 70 6D 6F 64 65
Status code	Code number	Bool_1	1	All	Glitch: 0 Fog: 1	Glitch: 00 Fog: 01

Table 191: Telegram structure: sWN MSsupmode

**Example: sWN MSsupmode**

CoLa A	ASCII	<STX>sWN{SPC}MSsupmode{SPC}1<ETX>
	Hex	02 73 57 4E 20 4D 53 73 75 70 70 6D 6F 64 65 20 31 03
CoLa B	Binary	02 02 02 02 00 00 00 10 73 57 4E 20 4D 53 73 75 70 70 6D 6F 64 65 20 01 70

Table 192: Example: sWN MSsupmode



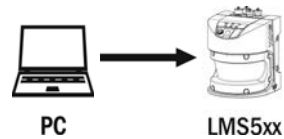
Telegram structure: sWA MSsupmode						
Telegram part	Description	Variable	Length	Sensor	Values CoLa A (ASCII)	Values CoLa B (Binary)
Command type	Answer	String	3	All	sWA	73 57 41
Command	Set fog filter	String	10	All	MSsupmode	4D 53 73 75 70 70 6D 6F 64 65

Table 193: Telegram structure: sWA MSsupmode

**Example: sWA MSsupmode**

CoLa A	ASCII	<STX>sWA{SPC}MSsupmode<ETX>
	Hex	02 73 57 41 20 4D 53 73 75 70 70 6D 6F 64 65 03
CoLa B	Binary	02 02 02 02 00 00 00 0F 73 57 41 20 4D 53 73 75 70 70 6D 6F 64 65 7E

Table 194: Example: sWA MSsupmode

**Set fog filter (LMS5xx)**

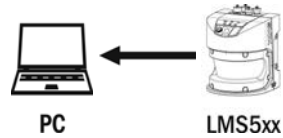
Telegram structure: sWN CLFogFilterEn (Authorized client)						
Telegram part	Description	Variable	Length	Sensor	Values CoLa A (ASCII)	Values CoLa B (Binary)
Command type	Write	String	3	All	sWN	73 57 4E
Command	Enable fog filter	String	13	All	CLFogFilterEn	43 4C 46 6F 67 46 69 6C 74 65 72 45 6E
Status code	Enable or disable fog filter	Bool_1	1	All	Disable: 0 Enable: 1	Disable: 00 Enable: 01

Table 195: Telegram structure: sWN CLFogFilterEn

**Example: sWN CLFogFilterEn**

CoLa A	ASCII	<STX>sWN{SPC}CLFogFilterEn{SPC}1<ETX>
	Hex	02 73 57 4E 20 43 4C 46 6F 67 46 69 6C 74 65 72 45 6E 20 31 03
CoLa B	Binary	02 02 02 02 00 00 00 13 73 57 4E 20 43 4C 46 6F 67 46 69 6C 74 65 72 45 6E 20 01 21

Table 196: Example: sWN CLFogFilterEn



Telegram structure: sWA CLFogFilterEn						
Telegram part	Description	Variable	Length	Sensor	Values CoLa A (ASCII)	Values CoLa B (Binary)
Command type	Answer	String	3	All	sWA	73 57 41
Command	Enable fog filter	String	13	All	CLFogFilterEn	43 4C 46 6F 67 46 69 6C 74 65 72 45 6E

Table 197: Telegram structure: sWA CLFogFilterEn

**Example: sWA CLFogFilterEn**

CoLa A	ASCII	<STX>sWA{SPC}CLFogFilterEn<ETX>
	Hex	02 73 57 41 20 43 4C 46 6F 67 46 69 6C 74 65 72 45 6E 03
CoLa B	Binary	02 02 02 02 00 00 00 12 73 57 41 20 43 4C 46 6F 67 46 69 6C 74 65 72 45 6E 20 2F

Table 198: Example: sWA CLFogFilterEn

**Read for enabled fog filter (LMS5xx)**



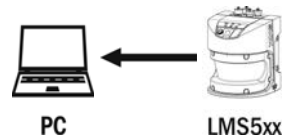
Telegram structure: sRN CLFogFilterEn						
Telegram part	Description	Variable	Length	Sensor	Values CoLa A (ASCII)	Values CoLa B (Binary)
Command type	Read	String	3	All	sRN	73 52 4E
Command	Enabled fog filter	String	13	All	CLFogFilterEn	43 4C 46 6F 67 46 69 6C 74 65 72 45 6E

Table 199: Telegram structure: sRN CLFogFilterEn

**Example: sRN CLFogFilterEn**

CoLa A	ASCII	<STX>sRN{SPC}CLFogFilterEn<ETX>
	Hex	02 73 52 4E 20 43 4C 46 6F 67 46 69 6C 74 65 72 45 6E 03
CoLa B	Binary	02 02 02 02 00 00 00 11 73 52 4E 20 43 4C 46 6F 67 46 69 6C 74 65 72 45 6E 05

Table 200: Example: sRN CLFogFilterEn



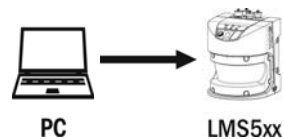
Telegram structure: sRA CLFogFilterEn						
Telegram part	Description	Variable	Length	Sensor	Values CoLa A (ASCII)	Values CoLa B (Binary)
Command type	Answer	String	3	All	sRA	73 52 41
Command	Enabled fog filter	String	13	All	CLFogFilterEn	43 4C 46 6F 67 46 69 6C 74 65 72 45 6E
Status code	Fog filter enabled or disabled	Bool_1	1	All	Disabled: 0 Enabled: 1	Disabled: 00 Enabled: 01

Table 201: Telegram structure: sRA CLFogFilterEn

**Example: sRA CLFogFilterEn**

CoLa A	ASCII	<STX>sRA{SPC}CLFogFilterEn{SPC}1<ETX>
	Hex	02 73 52 41 20 43 4C 46 6F 67 46 69 6C 74 65 72 45 6E 20 01 03
CoLa B	Binary	02 02 02 02 00 00 00 13 73 52 41 20 43 4C 46 6F 67 46 69 6C 74 65 72 45 6E 20 01 2B

Table 202: Example: sRA CLFogFilterEn

**Set sensitivity fog filter (LMS5xx)**

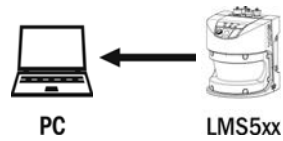
Telegram structure: sWN MCSenseLevel (Authorized client)						
Telegram part	Description	Variable	Length	Sensor	Values CoLa A (ASCII)	Values CoLa B (Binary)
Command type	Write	String	3	All	sWN	73 57 4E
Command	Sense level	String	12	All	MCSenseLevel	4D 43 53 65 6E 73 65 4C 65 76 65 6C
Sensitivity level		Uint_8	1	All	1 ... 6	01 ... 06

Table 203: Telegram structure: sWN MCSenseLevel

**Example: sWN MCSenseLevel**

CoLa A	ASCII	<STX>sWN{SPC}MCSenseLevel{SPC}1<ETX >
	Hex	02 73 57 4E 20 4D 43 53 65 6E 73 65 4C 65 76 65 6C 20 31 03
CoLa B	Binary	02 02 02 02 00 00 00 10 73 57 4E 20 4D 43 53 65 6E 73 65 4C 65 76 65 6C 20 01 70

Table 204: Example: sWN MCSenseLevel



Telegram structure: sWA MCSenseLevel						
Telegram part	Description	Variable	Length	Sensor	Values CoLa A (ASCII)	Values CoLa B (Binary)
Command type	Answer	String	3	All	sWA	73 57 41
Command	Sense level	String	12	All	MCSenseLevel	4D 43 53 65 6E 73 65 4C 65 76 65 6C

Table 205: Telegram structure: sWA MCSenseLevel

**Example: sWA MCSenseLevel**

CoLa A	ASCII	<STX>sWA{SPC}MCSenseLevel<ETX >
	Hex	02 73 57 41 20 4D 43 53 65 6E 73 65 4C 65 76 65 6C 20 03
CoLa B	Binary	02 02 02 02 00 00 00 0F 73 57 41 20 4D 43 53 65 6E 73 65 4C 65 76 65 6C 20 7E

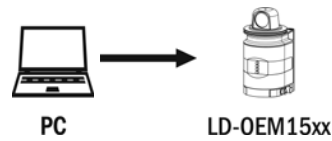
Table 206: Example: sWA MCSenseLevel



#### 4.5.6 Enable/disable digital nearfield filter

Activates or deactivates the nearfield filter of the LD series.

Do not change the setting on LD-LRS XXXX !



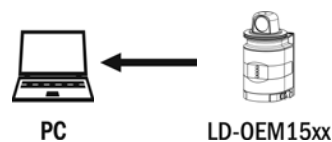
Telegram structure: sWN CLNFDigFilterEn (Authorized client)						
Telegram part	Description	Variable	Length	Sensor	Values CoLa A (ASCII)	Values CoLa B (Binary)
Command type	Write	String	3	All	sWN	73 57 4E
Command	Digital nearfield filter	String	15	All	CLNFDigFilterEn	43 4C 4E 46 44 69 67 46 69 6C 74 65 72 45 6E
Status code	Code number	Bool_1	1	All	Inactive: 0 Active: 1	Inactive: 00 Active: 01

Table 207: Telegram structure: sWN CLNFDigFilterEn

#### Example: sWN CLNFDigFilterEn

CoLa A	ASCII	<STX>sWN{SPC}CLNFDigFilterEn{SPC}1<ETX>
	Hex	02 73 57 4E 20 43 4C 4E 46 44 69 67 46 69 6C 74 65 72 45 6E 20 31 03
CoLa B	Binary	02 02 02 02 00 00 00 16 73 57 4E 20 43 4C 4E 46 44 69 67 46 69 6C 74 65 72 45 6E 20 01 51

Table 208: Example: sWN CLNFDigFilterEn



Telegram structure: sWA CLNFDigFilterEn						
Telegram part	Description	Variable	Length	Sensor	Values CoLa A (ASCII)	Values CoLa B (Binary)
Command type	Answer	String	3	All	sWA	73 57 41
Command	Digital nearfield filter	String	15	All	CLNFDigFilterEn	43 4C 4E 46 44 69 67 46 69 6C 74 65 72 45 6E

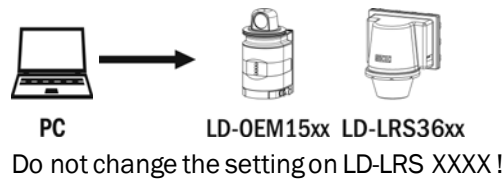
Table 209: Telegram structure: sWA CLNFDigFilterEn

**Example: sWA CLNFDigFilterEn**

CoLa A	ASCII	<STX>sWA{SPC}CLNFDigFilterEn<ETX>
	Hex	02 73 57 41 20 43 4C 4E 46 44 69 67 46 69 6C 74 65 72 45 6E 03
CoLa B	Binary	02 02 02 02 00 00 00 13 73 57 41 20 43 4C 4E 46 44 69 67 46 69 6C 74 65 72 45 6E 03

Table 210: Example: sWA CLNFDigFilterEn

**4.5.7 Set digital nearfield filter sector selection**



Telegram structure: sWN CLHWFilterSectEn (Authorized client)						
Telegram part	Description	Variable	Length	Sensor	Values CoLa A (ASCII)	Values CoLa B (Binary)
Command type	Write	String	3	All	sWN	73 57 4E
Command	Sector function	String	16	All	CLHWFilterSectEn	43 4C 48 57 46 69 6C 74 65 72 53 65 63 74 45 6E
Status code	Active sector vector	Bool_1	4 × 1	All	Active in none of the sectors: 0 0 0 0 Active in all sectors: 1 1 1 1	Active in none of the sectors: 00 00 00 00 Active in all sectors: 01 01 01 01

Table 211: Telegram structure: sWN CLHWFilterSectEn

**Example: sWN CLHWFilterSectEn**

Enable Nearfield Suppression for sector 1, disable for sectors 2, 3 and 4.

CoLa A	ASCII	<STX>sWN{SPC}CLHWFilterSectEn{SPC}1{SPC}0{SPC}0{SPC}0<ETX>
	Hex	02 73 57 4E 20 43 4C 48 57 46 69 6C 74 65 72 53 65 63 74 45 6E 20 31 20 30 20 30 20 30 03
CoLa B	Binary	02 02 02 02 00 00 00 19 73 57 4E 20 43 4C 48 57 46 69 6C 74 65 72 53 65 63 74 45 6E 20 31 30 30 30 51

Table 212: Example: sWN CLHWFilterSectEn 1 0 0 0



Telegram structure: sWA CLHWFilterSectEn						
Telegram part	Description	Variable	Length	Sensor	Values CoLa A (ASCII)	Values CoLa B (Binary)
Command type	Answer	String	3	All	sWA	73 57 41
Command	Sector function	String	16	All	CLHWFilterSectEn	43 4C 48 57 46 69 6C 74 65 72 53 65 63 74 45 6E

Table 213: Telegram structure: sWA CLHWFilterSectEn

**Example: sWA CLHWFilterSectEn**

CoLa A	ASCII	<STX>sWA{SPC}CLHWFilterSectEn<ETX>
	Hex	02 73 57 41 20 43 4C 48 57 46 69 6C 74 65 72 53 65 63 74 45 6E 03
CoLa B	Binary	02 02 02 02 00 00 00 15 73 57 41 20 43 4C 48 57 46 69 6C 74 65 72 53 65 63 74 45 6E 20 5F

Table 214: Example: sWA CLHWFilterSectEn

**4.5.8 Set Median Filter**

Activate a 3x1 Median filter (floating evaluation of 3 measurement points within one scan) for distance values

Telegram structure: sWN LFPmedianfilter (Authorized client)						
Telegram part	Description	Variable	Length	Sensor	Values CoLa A (ASCII)	Values CoLa B (Binary)
Command type	Write	String	3	All	sWN	73 57 4E
Command	Sector function	String	16	All	LFPmedianfilter	4C 46 50 6D 65 64 69 61 6E 66 69 6C 74 65 72
Status code	Enable or disable Median filter	Bool_1	1	All	Inactive: 0 Active: 1	00 01
Reserved	Always 3	Uint_16	2	All	3	00 03

Table 215: Telegram structure: sWN LFPmedianfilter

**Example: sWN LFPmedianfilter**

Enable Median filter

CoLa A	ASCII	<STX>sWN{SPC}LFPmedianfilter{SPC}1{SPC}3<ETX>
	Hex	02 73 57 4E 20 4C 46 50 6D 65 64 69 61 6E 66 69 6C 74 65 72 20 31 20 33 03
CoLa B	Binary	02 02 02 02 00 00 00 17 73 57 4E 20 4C 46 50 6D 65 64 69 61 6E 66 69 6C 74 65 72 20 01 00 03 38

Table 216: Example: sWN LFPmedianfilter 1 3



Telegram structure: sWA LFPmedianfilter						
Telegram part	Description	Variable	Length	Sensor	Values CoLa A (ASCII)	Values CoLa B (Binary)
Command type	Answer	String	3	All	sWA	73 57 41
Command	Sector function	String	16	All	LFPmedianfilter	4C 46 50 6D 65 64 69 61 6E 66 69 6C 74 65 72

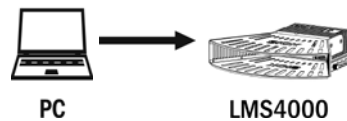
Table 217: Telegram structure: sWA LFPmedianfilter

**Example: sWA LFPmedianfilter**

CoLa A	ASCII	<STX>sWA{SPC}LFPmedianfilter<ETX>
	Hex	02 73 57 41 20 4C 46 50 6D 65 64 69 61 6E 66 69 6C 74 65 72 03
CoLa B	Binary	02 02 02 02 00 00 00 14 73 57 41 20 4C 46 50 6D 65 64 69 61 6E 66 69 6C 74 65 72 20 35

Table 218: Example: sWA LFPmedianfilter

**4.5.9 Set Edge Filter**



Activate the Edge filter to eliminate wrong measurement points at object edges.

Telegram structure: sWN LFPedgefilter (Authorized client)						
Telegram part	Description	Variable	Length	Sensor	Values CoLa A (ASCII)	Values CoLa B (Binary)
Command type	Write	String	3	All	sWN	73 57 4E

Telegram structure: sWN LFPedgefilter (Authorized client)						
Telegram part	Description	Variable	Length	Sensor	Values CoLa A (ASCII)	Values CoLa B (Binary)
Command	Sector function	String	16	All	LFPedgefilter	4C 46 50 65 64 67 65 66 69 6C 74 65 72
Status code	Activate / deactivate edge filter	Bool_1	1	All	Inactive: 0 Active: 1	00 01

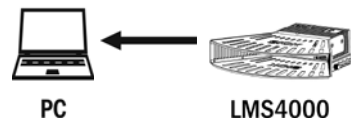
Table 219: Telegram structure: sWN LFPedgefilter

**Example: sWN LFPedgefilter**

Enable Median filter

CoLa A	ASCII	<STX>sWN{SPC} LFPedgefilter1<ETX>
	Hex	02 73 57 4E 20 4C 46 50 65 64 67 65 66 69 6C 74 65 72 20 31 03
CoLa B	Binary	02 02 02 02 00 00 00 13 73 57 4E 20 4C 46 50 65 64 67 65 66 69 6C 74 65 72 20 01 32

Table 220: Example: sWN LFPedgefilter 1



Telegram structure: sWA LFPedgefilter						
Telegram part	Description	Variable	Length	Sensor	Values CoLa A (ASCII)	Values CoLa B (Binary)
Command type	Answer	String	3	All	sWA	73 57 41
Command	Sector function	String	16	All	LFPedgefilter	4C 46 50 65 64 67 65 66 69 6C 74 65 72

Table 221: Telegram structure: sWA LFPmedianfilter

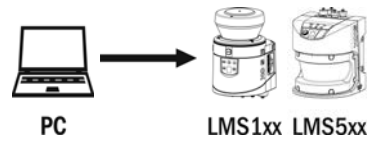
**Example: sWA LFPedgefilter**

CoLa A	ASCII	<STX>sWA{SPC}LFPedgefilter <ETX>
	Hex	02 73 57 41 20 4C 46 50 65 64 67 65 66 69 6C 74 65 72 03
CoLa B	Binary	02 02 02 02 00 00 00 12 73 57 41 20 4C 46 50 65 64 67 65 66 69 6C 74 65 72 20 3C

Table 222: Example: sWA LFPedgefilter

4.6 Encoder

4.6.1 Set increment source



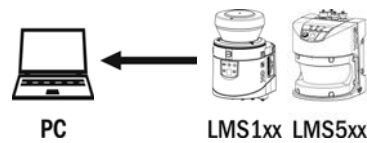
Telegram structure: sWN LICsrc (Authorized client)						
Telegram part	Description	Variable	Length	Sensor	Values CoLa A (ASCII)	Values CoLa B (Binary)
Command type	Write	String	3	All	sWN	73 57 4E
Command	Set increment source	String	6	All	LICsrc	4C 49 43 73 72 63
Increment source		Enum_8	1	All	Fixed speed: 0 Encoder: 1	Fixed speed: 00 Encoder: 01

Table 223: Telegram structure: sWN LICsrc

Example: sWN LICsrc

CoLa A	ASCII	<STX>sWN{SPC}LICsrc{SPC}0<ETX>
	Hex	02 73 57 4E 20 4C 49 43 73 72 63 20 30 03
CoLa B	Binary	02 02 02 02 00 00 00 0C 73 57 4E 20 4C 49 43 73 72 63 20 01 4F

Table 224: Example: sWN LICsrc



Telegram structure: sWA LICsrc						
Telegram part	Description	Variable	Length	Sensor	Values CoLa A (ASCII)	Values CoLa B (Binary)
Command type	Answer	String	3	All	sWA	73 57 41
Command	Set increment source	String	6	All	LICsrc	4C 49 43 73 72 63

Table 225: Telegram structure: sWA LICsrc

**Example: sWA LICsrc**

CoLa A	ASCII	<STX>sWA{SPC}LICsrc<ETX>
	Hex	02 73 57 41 20 4C 49 43 73 72 63 03
CoLa B	Binary	02 02 02 02 00 00 00 0B 73 57 41 20 4C 49 43 73 72 63 41

Table 226: Example: sWA LICsrc

#### 4.6.2 Set encoder settings



Telegram structure: sWN LICencset (Authorized client)						
Telegram part	Description	Variable	Length	Sensor	Values CoLa A (ASCII)	Values CoLa B (Binary)
Command type	Write	String	3	All	sWN	73 57 4E
Command	Encoder settings	String	9	All	LICencset	4C 49 43 65 6E 63 73 65 74
Encoder setting		Enum_8	1	All	Off: 0	00
					Single increment/INC1: 1	01
					Direction recognition (phase): 2	02
					Direction recognition (level): 3	03
				LMS 4000 (+ above)	Fixed increment speed / ticks (1 kHz): 4	04

Table 227: Telegram structure: sWN LICencset

**Example: sWN LICencset**

CoLa A	ASCII	<STX>sWN{SPC}LICencset{SPC}0<ETX>
	Hex	02 73 57 4E 20 4C 49 43 65 6E 63 73 65 74 20 30 03
CoLa B	Binary	02 02 02 02 00 00 00 0F 73 57 4E 20 4C 49 43 65 6E 63 73 65 74 20 03 25

Table 228: Example: sWN LICencset



Telegram structure: sWA LICencset						
Telegram part	Description	Variable	Length	Sensor	Values CoLa A (ASCII)	Values CoLa B (Binary)
Command type	Answer	String	3	All	sWA	73 57 41
Command	Encoder settings	String	9	All	LICencset	4C 49 43 65 6E 63 73 65 74

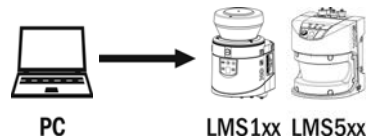
Table 229: Telegram structure: sWA LICencset

**Example: sWA LICencset**

CoLa A	ASCII	<STX>sWA{SPC}LICencset<ETX >				
	Hex	02 73 57 41 20 4C 49 43 65 6E 63 73 65 74 03				
CoLa B	Binary	02 02 02 02 00 00 00 0E 73 57 41 20 4C 49 43 65 6E 63 73 65 74 20 29				

Table 230: Example: sWA LICencset

**4.6.3 Set encoder resolution**



Telegram structure: sWN LICencres (Authorized client)						
Telegram part	Description	Variable	Length	Sensor	Values CoLa A (ASCII)	Values CoLa B (Binary)
Command type	Write	String	3	All	sWN	73 57 4E
Command	Set encoder resolution	String	9	All	LICencres	4C 49 43 65 6E 63 72 65 73
Encoder resolution	Resolution value in mm/Inc as float according to IEEE754	Real	4	All	+0.001d ... +2000d	3A 83 12 6F ... 44 FA 00 00 (see IEEE 754)

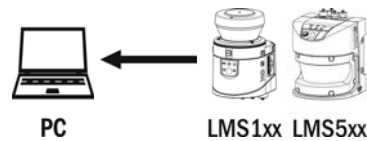
Table 231: Telegram structure: sWN LICencres



**Example: sWN LICencres**

CoLa A	ASCII	<STX>sWN{SPC}LICencres{SPC}+1000<ETX>
	Hex	02 73 57 4E 20 4C 49 43 65 6E 63 72 65 73 20 2B 31 30 30 30 03
CoLa B	Binary	02 02 02 02 00 00 00 10 73 57 4E 20 4C 49 43 65 6E 63 72 65 73 20 44 7A 00 00 1E

Table 232: Example: sWN LICencres

**Telegram structure: sWA LICencres**

Telegram part	Description	Variable	Length	Sensor	Values CoLa A (ASCII)	Values CoLa B (Binary)
Command type	Answer	String	3	All	sWA	73 57 41
Command	Set encoder resolution	String	9	All	LICencres	4C 49 43 65 6E 63 72 65 73

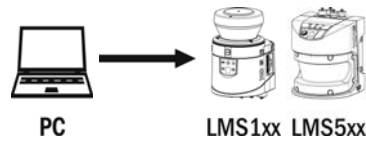
Table 233: Telegram structure: sWA LICencres

**Example: sWA LICencres**

CoLa A	ASCII	<STX>sWA{SPC}LICencres<ETX>
	Hex	02 73 57 41 20 4C 49 43 65 6E 63 72 65 73 03
CoLa B	Binary	02 02 02 02 00 00 00 0D 73 57 41 20 4C 49 43 65 6E 63 72 65 73 00

Table 234: Example: sWA LICencres

4.6.4 Set fixed speed



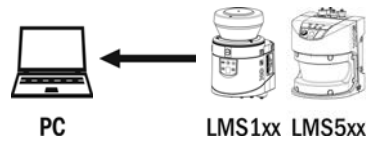
Telegram structure: sWN LICFixVel (Authorized client)						
Telegram part	Description	Variable	Length	Sensor	Values CoLa A (ASCII)	Values CoLa B (Binary)
Command type	Write	String	3	All	sWN	73 57 4E
Command	Set fixed speed	String	9	All	LICFixVel	4C 49 43 46 69 78 56 65 6C
Fixed speed	Speed in m/s as float according to IEEE754	Real	4	All	+0.001d ... +10.0d	3A 83 12 6F... 41 20 00 00

Table 235: Telegram structure: sWN LICFixVel

Example: sWN LICFixVel

CoLa A	ASCII	<STX>sWN{SPC}LICFixVel{SPC}+5<ETX>
	Hex	02 73 57 4E 20 4C 49 43 46 69 78 56 65 6C 20 2B 35 03
CoLa B	Binary	02 02 02 02 00 00 00 0B 73 57 4E 20 4C 49 43 46 69 78 56 65 6C 20 40 A0 00 00 C4

Table 236: Example: sWN LICFixVel



Telegram structure: sWA LICFixVel						
Telegram part	Description	Variable	Length	Sensor	Values CoLa A (ASCII)	Values CoLa B (Binary)
Command type	Answer	String	3	All	sWA	73 57 41
Command	Set fixed speed	String	9	All	LICFixVel	4C 49 43 46 69 78 56 65 6C

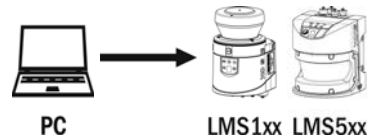
Table 237: Telegram structure: sWA LICFixVel

**Example: sWA LICFixVel**

CoLa A	ASCII	<STX>sWA{SPC}LICFixVel<ETX>
	Hex	02 73 57 41 20 4C 49 43 46 69 78 56 65 6C 03
CoLa B	Binary	02 02 02 02 00 00 00 0D 73 57 41 20 4C 49 43 46 69 78 56 65 6C 0B

Table 238: Example: sWA LICFixVel

#### 4.6.5 Read speed threshold



Telegram structure: sRN LICSpTh						
Telegram part	Description	Variable	Length	Sensor	Values CoLa A (ASCII)	Values CoLa B (Binary)
Command type	Read	String	3	All	sRN	73 52 4E
Command	Read speed threshold	String	7	All	LICSpTh	4C 49 43 53 70 54 68

Table 239: Telegram structure: sRN LICSpTh

**Example: sRN LICSpTh**

CoLa A	ASCII	<STX>sRN{SPC}LICSpTh<ETX>
	Hex	02 73 52 4E 20 4C 49 43 53 70 54 68 03
CoLa B	Binary	02 02 02 02 00 00 00 0D 73 52 4E 20 4C 49 43 53 70 54 68 16

Table 240: Example: sRN LICSpTh



Telegram structure: sRA LICSpTh						
Telegram part	Description	Variable	Length	Sensor	Values CoLa A (ASCII)	Values CoLa B (Binary)
Command type	Answer	String	3	All	sRA	73 52 41
Command	Speed threshold	String	7	All	LICSpTh	4C 49 43 53 70 54 68
Speed threshold	Speed threshold in %	Uint_8	2	All	+1d ... +20d (01h ... 14h)	01 ... 14

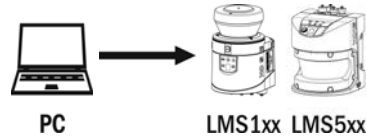
Table 241: Telegram structure: sRA LICSpTh

**Example: sRA LICSpTh**

CoLa A	ASCII	<STX>sRA{SPC}LICSpTh{SPC}5<ETX>
	Hex	02 73 52 41 20 4C 49 43 53 70 54 68 20 35 03
CoLa B	Binary	02 02 02 02 00 00 00 0D 73 52 41 20 4C 49 43 53 70 54 68 20 05 3C

Table 242: Example: sRA LICSpTh

4.6.6 Read encoders speed



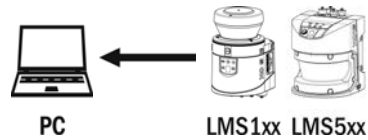
Telegram structure: sRN LICencsp						
Telegram part	Description	Variable	Length	Sensor	Values CoLa A (ASCII)	Values CoLa B (Binary)
Command type	Read	String	3	All	sRN	73 52 4E
Command	Read encoder speed	String	8	All	LICencsp	4C 49 43 65 6E 63 73 70

Table 243: Telegram structure: sRN LICencsp

**Example: sRN LICencsp**

CoLa A	ASCII	<STX>sRN{SPC}LICencsp <ETX>
	Hex	02 73 52 4E 20 4C 49 43 65 6C 63 73 70 03
CoLa B	Binary	02 02 02 02 00 00 00 11 73 52 4E 20 4C 49 43 65 6E 63 73 70 62

Table 244: Example: sRN LICencsp



Telegram structure: sRA LICensp						
Telegram part	Description	Variable	Length	Sensor	Values CoLa A (ASCII)	Values CoLa B (Binary)
Command type	Answer	String	3	All	sRA	73 52 41
Command	Read encoder speed	String	8	All	LICensp	4C 49 43 65 6E 63 73 70
Encoder speed	[Speed in m/s as float according to IEEE754]	Real	4	All	0h ... FFFFFFFFh	00 00 00 00 ... FF FF FF FF

Table 245: Telegram structure: sRA LICensp

**Example: sRA LICensp (0 m/s)**

CoLa A	ASCII	<STX>sRA[SPC]LICensp[SPC]0<ETX>
	Hex	02 73 52 41 20 4C 49 43 65 6C 63 73 70 20 30 30 30 30 30 30 30 03
CoLa B	Binary	02 02 02 02 00 00 00 11 73 52 41 20 4C 49 43 65 6E 63 73 70 20 00 00 00 00 4D

Table 246: Example: sRA LICensp

## 4.7 Inputs and Outputs

### 4.7.1 Port Configuration of all I/Os



Telegram structure: sRN PortConfiguration						
Telegram part	Description	Variable	Length	Sensor	Values CoLa A (ASCII)	Values CoLa B (Binary)
Command type	Read	String	3	All	sRN	73 52 4E
Command	Ask for port configuration	String	12	All	PortConfiguration	50 6F 72 74 43 6F 6E 66 69 67 75 72 61 74 69 6F 6E

Table 247: Telegram structure: sRN PortConfiguration

#### Example: sRN PortConfiguration

CoLa A	ASCII	<STX>sRN(SPC)PortConfiguration<ETX>				
	Hex	02 73 52 4E 20 50 6F 72 74 43 6F 6E 66 69 67 75 72 61 74 69 6F 6E 03				
CoLa B	Binary	02 02 02 02 00 00 00 15 73 52 4E 20 50 6F 72 74 43 6F 6E 66 69 67 75 72 61 74 69 6F 6E 26				


Table 248: Example: sRN PortConfiguration



Telegram structure: sRA PortConfiguration						
Telegram part	Description	Variable	Length	Sensor	Values CoLa A (ASCII)	Values CoLa B (Binary)
Command type	Answer	String	3	All	sRA	73 52 41
Command	Configuration of all I/Os	String	12	All	PortConfiguration	50 6F 72 74 43 6F 6E 66 69 67 75 72 61 74 69 6F 6E
Start of loop, number of loops = amount of all current and future Inputs and Outputs of device family						
Port Type	Input or Output	Enum_8	1	All	Input: 0 Output: 1	00 01
Port Name	Amount of characters of the following port name	Uint_16	2	All	0h ... 20h	00 00 ... 00 20
	Port name	String	16	All	[Port name]	[Port name]

Telegram structure: sRA PortConfiguration								
Telegram part	Description	Variable	Length	Sensor	Values CoLa A (ASCII)	Values CoLa B (Binary)		
Input Settings	Logic	Logic of the input	Bool_1	1	All	Active High: 0 Active low: 1	00 01	
	Debouncing	Select debouncing time in ms	Uint_16	2	All	0h ... 27 10 (max. 10,000ms)	00 00 ... 27 10	
	Sensitivity	Status change at Edge or Level	Enum_8	1	All	Edge: 0 Level: 1	00 01	
	Reserved	Reserved value 1	Uint_16	2	All	0h	00 00	
	Reserved	Reserved value 2	Uint_16	2	All	0h	00 00	
Output Settings	Logic	Logic of the output	Bool_1	1	All	Active High: 0 Active low: 1	00 01	
	Output Mode	PNP, NPN or Push-Pull	Enum_8	1	All	PNP: 0 NPN: 1 Push-Pull: 2	00 01 02	
	Restart type	Restart behavior of output after event: immediatly or after specific time	Enum_8	1	All	Immediatly: 0 Time: 1	00 01	
	Restart time	[Only with restart type = Time], time in ms	Uint_32	4	All	14h ... 927C0 (20 ms ... 600,000 ms)	00 00 00 14 ... 00 09 27 C0	
	Combination	Combining multiple Events and/or Inputs	Enum_8	1	All	AND: 0 OR: 1 XOR: 2	00 01 02	
				1	LMS 4000	Always: 0	00	
	Reserved	Reserved value 3	Uint_16	2	All	0h	00 00	
	Reserved	Reserved value 4	Uint_16	2	All	0h	00 00	
	Sources	Amount (n) of combined sources	Uint_16	2	All	0h ... FFFFh	00 00 ... FF FF	
					LMS 4000	0 ... 1	00 00 ... 00 01	
		Start of source loop, number of loops = amount of combined sources						
		Source name	String	4	All	[Source]	[Source]	
		Source Inverted or not	Bool_1	1	All	Not inverted: 0 Inverted: 1	00 01	
		Reserved value 5	Uint_8	1	All	0h	00	
		Reserved value 6	Uint_8	1	All	0h	00	
Stop of source loop								
Reserved	Reserved value 7	Uint_16	2	All	0h	00 00		
Reserved	Reserved value 8	Uint_16	2	All	0h	00 00		
Reserved	Reserved value 9	Uint_16	2	All	0h	00 00		
Reserved	Reserved value 10	Uint_16	2	All	0h	00 00		
Stop of loop								

4.7.2 Read state of the outputs



Telegram structure: sRN LIDoutputstate						
Telegram part	Description	Variable	Length	Sensor	Values CoLa A (ASCII)	Values CoLa B (Binary)
Command type	Read	String	3	All	sRN	73 52 4E
Command	Output state	String	14	All	LIDoutputstate	4C 49 44 6F 75 74 70 75 74 73 74 61 74 65

Table 249: Telegram structure: sRN LIDoutputstate

Example: sRN LIDoutputstate

CoLa A	ASCII	<STX>sRN{SPC}LIDoutputstate<ETX>
	Hex	02 73 52 4E 20 4C 49 44 6F 75 74 70 75 74 73 74 61 74 65 03
CoLa B	Binary	02 02 02 02 00 00 00 12 73 52 4E 20 4C 49 44 6F 75 74 70 75 74 73 74 61 74 65 66

Table 250: Example: sRN LIDoutputstate


Telegram structure: sRA LIDoutputstate						
Telegram part	Description	Variable	Length	Sensor	Values CoLa A (ASCII)	Values CoLa B (Binary)
Find complete telegram structure of the answer in section 4.7.3 „Send outputstate by event “ on page 129.						

Table 251: Telegram structure: sRA LIDoutputstate



### 4.7.3 Send outputstate by event

Output telegram is sent everytime an output state changes.



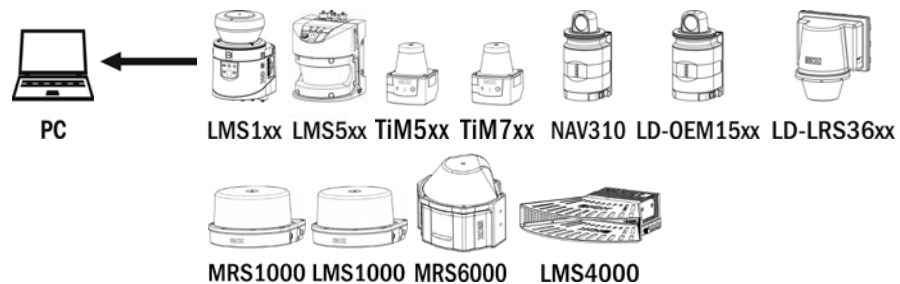
Telegram structure: sEN LIDoutputstate						
Telegram part	Description	Variable	Length	Sensor	Values CoLa A (ASCII)	Values CoLa B (Binary)
Command type	Event	String	3	All	sEN	73 45 4E
Command	Output state	String	14	All	LIDoutputstate	4C 49 44 6F 75 74 70 75 74 73 74 61 74 65
	Start/stop	Enum_8	1	All	Start: 1 Stop: 0	Start: 01 Stop: 00

Table 252: Telegram structure: sEN LIDoutputstate

#### Example: sEN LIDoutputstate

CoLa A	ASCII	<STX>sEN{SPC}LIDoutputstate{SPC}1<ETX>
	Hex	02 73 45 4E 20 4C 49 44 6F 75 74 70 75 74 73 74 61 74 65 20 31 03
CoLa B	Binary	02 02 02 02 00 00 00 14 73 45 4E 20 4C 49 44 6F 75 74 70 75 74 73 74 61 74 65 20 01 50

Table 253: Example: sEN LIDoutputstate



Telegram structure: sRA/sSN LIDoutputstate						
Telegram part	Description	Variable	Length	Sensor	Values CoLa A (ASCII)	Values CoLa B (Binary)
Command type	Answer	String	3	All	sRA/sSN	73 52 41 / 73 53 4E
Command	Output state	String	14	All	LIDoutputstate	4C 49 44 6F 75 74 70 75 74 73 74 61 74 65

Telegram structure: sRA/sSN LIDOutputstate						
Telegram part	Description	Variable	Length	Sensor	Values CoLa A (ASCII)	Values CoLa B (Binary)
Status code	Version number	Uint_16	2	All	0 ... FFFFh	00 00 ... FF FF
	System counter (time in $\mu$ s since power up max. 71min then starting from 0 again)	Uint_32	4		0 ... FFFFFFFFh	00 00 00 00 ... FF FF FF FF
State of the outputs and count value in hex.  (values of an example)	Out1 state	Enum_8	1	All	Not active: 0 Active: 1 Output not used: 2	Not active: 0 Active: 1 Output not used: 2
	Out1 count	Uint_32	4		0 ... FFFFFFFFh	00 00 00 00 ... FF FF FF FF
	Out2 state	Enum_8	1	LMS1xx LMS5xx LD-OEM15xx LD-LRS36xx MRS1000 MRS6000	Not active: 0 Active: 1 Output not used: 2	Not active: 0 Active: 1 Output not used: 2
	Out2 count	Uint_32	4		0 ... FFFFFFFFh	00 00 00 00 ... FF FF FF FF
	Out3 state	Enum_8	1	LMS5xx LD-OEM15xx LD-LRS36xx MRS1000 MRS6000	Not active: 0 Active: 1 Output not used: 2	Not active: 0 Active: 1 Output not used: 2
	Out3 count	Uint_32	4		0 ... FFFFFFFFh	00 00 00 00 ... FF FF FF FF
	Out4 state	Enum_8	1	MRS1000 MRS6000	Not active: 0 Active: 1 Output not used: 2	Not active: 0 Active: 1 Output not used: 2
	Out4 count	Uint_32	4		0 ... FFFFFFFFh	00 00 00 00 ... FF FF FF FF
	Out5 state	Enum_8	1	LMS1xx	Not active: 0 Active: 1 Output not used: 2	Not active: 0 Active: 1 Output not used: 2
	Out5 count	Uint_32	4		0 ... FFFFFFFFh	00 00 00 00 ... FF FF FF FF
	Out6 state	Enum_8	1	MRS1000 MRS6000	Not active: 0 Active: 1 Output not used: 2	Not active: 0 Active: 1 Output not used: 2
	Out6 count	Uint_32	4		0 ... FFFFFFFFh	00 00 00 00 ... FF FF FF FF
	Out7 state	Enum_8	1	LMS1xx	Not active: 0 Active: 1 Output not used: 2	Not active: 0 Active: 1 Output not used: 2
	Out7 count	Uint_32	4		0 ... FFFFFFFFh	00 00 00 00 ... FF FF FF FF
	Out8 state	Enum_8	1	LMS1xx	Not active: 0 Active: 1 Output not used: 2	Not active: 0 Active: 1 Output not used: 2
	Out8 count	Uint_32	4		0 ... FFFFFFFFh	00 00 00 00 ... FF FF FF FF
Ext.Out1 state	Enum_8	1	LMS1xx	Not active: 0	Not active: 0	

Telegram structure: sRA/sSN LIDOutputstate						
Telegram part	Description	Variable	Length	Sensor	Values CoLa A (ASCII)	Values CoLa B (Binary)
				LMS5xx	Active: 1 Output not used: 2	Active: 1 Output not used: 2
	Ext.Out1 count	Uint_32	4		0 ... FFFFFFFFh	00 00 00 00 ... FF FF FF FF
	Ext.Out2 state	Enum_8	1		Not active: 0 Active: 1 Output not used: 2	Not active: 0 Active: 1 Output not used: 2
	Ext.Out2 count	Uint_32	4		0 ... FFFFFFFFh	00 00 00 00 ... FF FF FF FF
	Ext.Out3 state	Enum_8	1		Not active: 0 Active: 1 Output not used: 2	Not active: 0 Active: 1 Output not used: 2
	Ext.Out3 count	Uint_32	4		0 ... FFFFFFFFh	00 00 00 00 ... FF FF FF FF
	Ext.Out4 state	Enum_8	1		Not active: 0 Active: 1 Output not used: 2	Not active: 0 Active: 1 Output not used: 2
	Ext.Out4 count	Uint_32	4		0 ... FFFFFFFFh	00 00 00 00 ... FF FF FF FF
	Ext.Out5 state	Enum_8	1		Not active: 0 Active: 1 Output not used: 2	Not active: 0 Active: 1 Output not used: 2
	Ext.Out5 count	Uint_32	4		0 ... FFFFFFFFh	00 00 00 00 ... FF FF FF FF
	Ext.Out6 state	Enum_8	1		Not active: 0 Active: 1 Output not used: 2	Not active: 0 Active: 1 Output not used: 2
	Ext.Out6 count	Uint_32	4		0 ... FFFFFFFFh	00 00 00 00 ... FF FF FF FF
	Ext.Out7 state	Enum_8	1		Not active: 0 Active: 1 Output not used: 2	Not active: 0 Active: 1 Output not used: 2
	Ext.Out7 count	Uint_32	4		0 ... FFFFFFFFh	00 00 00 00 ... FF FF FF FF
	Ext.Out8 state	Enum_8	1		Not active: 0 Active: 1 Output not used: 2	Not active: 0 Active: 1 Output not used: 2
	Ext.Out8 count	Uint_32	4		0 ... FFFFFFFFh	00 00 00 00 ... FF FF FF FF
Time	States code	Enum_8	1	All	No time data: 0 Time data: 1	No time data: 00 Time data: 01



Telegram structure: sMN mDOSetOutput						
Telegram part	Description	Variable	Length	Sensor	Values CoLa A (ASCII)	Values CoLa B (Binary)
Command type	Method	String	3	All	sMN	73 4D 4E
Command	Set output state	String	12	All	mDOSetOutput	6D 44 4F 53 65 74 4F 75 74 70 75 74
Output number		Uint_8	1	LMS1xx	1 ... 3	01 ... 03
				LMS12x	1 ... 2	01 ... 02
				LMS 4000	1 ... 4	01 ... 04
				LMS5xx	1 ... 6	01 ... 06
				TiMxxx	1	01
Output state		Enum_8	1	All	Inactive: 0 Active: 1	Inactive: 00 Active: 01

Table 256: Telegram structure: sMN mDOSetOutput

**Example: sMN mDOSetOutput**

CoLa A	ASCII	<STX>sMN{SPC}mDOSetOutput{SPC}1{SPC}1<ETX>
	Hex	02 73 4D 4E 20 6D 44 4F 53 65 74 4F 75 74 70 75 74 20 31 20 31 03
CoLa B	Binary	02 02 02 02 00 00 00 13 73 4D 4E 20 6D 44 4F 53 65 74 4F 75 74 70 75 74 20 01 01 69

Table 257: Example: sMN mDOSetOutput



Telegram structure: sAN mDOSetOutput						
Telegram part	Description	Variable	Length	Sensor	Values CoLa A (ASCII)	Values CoLa B (Binary)
Command type	Answer	String	3	All	sAN	73 41 4E
Command	Set output state	String	12	All	mDOSetOutput	6D 44 4F 53 65 74 4F 75 74 70 75 74
Status Code	Status code	Bool_1	1	All	Error: 0 Success: 1	Error: 00 Success: 01

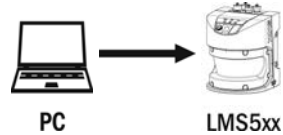
Table 258: Telegram structure: sAN mDOSetOutput

**Example: sAN mDOSetOutput**

CoLa A	ASCII	<STX>sAN{SPC}mDOSetOutput{SPC}1<ETX>
	Hex	02 73 41 4E 20 6D 44 4F 53 65 74 4F 75 74 70 75 74 20 31 03
CoLa B	Binary	02 02 02 02 00 00 00 12 73 41 4E 20 6D 44 4F 53 65 74 4F 75 74 70 75 74 20 01 67

Table 259: Example: sAN mDOSetOutput

4.7.5 Change output 6/3 function



Telegram structure: sWN D06Fnc/sWN D03Fnc (Authorized client)						
Telegram part	Description	Variable	Length	Sensor	Values CoLa A (ASCII)	Values CoLa B (Binary)
Command type	Write	String	3	All	sWN	73 57 4E
Command	Output function	String	6	LMS5xx PRO	D06Fnc	44 4F 36 46 6E 63
				LMS5xx Lite	D03Fnc	44 4F 33 46 6E 63
Output state		Enum_8	1	All	No Function: 0 SOPAS command: 1 Device Ready: 2 Application: 3 Applic./Device Ready: 4 Dev.ready/Contamination: 5 Contamination: 6 Master Synchronisation: 7	Not available

Table 260: Telegram structure PRO: sWN D06Fnc/Lite: sWN D03Fnc

**Example: sWN D06Fnc → Set Out6 to Master Synchronisation**

CoLa A	ASCII	<STX>sWN{SPC}D06Fnc{SPC}7<ETX>
	Hex	02 73 57 4E 20 44 4F 36 46 6E 63 20 37 03
CoLa B	Binary	Unavailable with current firmware.

Table 261: Example: sWN D06Fnc → Out6 to master sync



Telegram structure: sWA D06Fnc						
Telegram part	Description	Variable	Length	Sensor	Values CoLa A (ASCII)	Values CoLa B (Binary)
Command type	Answer	String	3	All	sWA	73 57 41
Command	Output function	String	6	LMS5xx PRO	D06Fnc	44 4F 36 46 6E 63
				LMS5xx Lite	D03Fnc	44 4F 33 46 6E 63

Table 262: Telegram structure: PRO: sWN D06Fnc/Lite: sWN D03Fnc

#### Example: sWA D06Fnc

CoLa A	ASCII	<STX>sWA{SPC}D06Fnc<ETX>
	Hex	02 73 57 41 20 44 4F 36 46 6E 63 03
CoLa B	Binary	Not available with firmware V1.10

Table 263: Example: sWA D06Fnc

#### 4.7.6 Change output 1 function



Telegram structure: sWN D01Fnc (Authorized client)						
Telegram part	Description	Variable	Length	Sensor	Values CoLa A (ASCII)	Values CoLa B (Binary)
Command type	Write	String	3	All	sWN	73 57 4E
Command	Output function	String	6	All	D01Fnc	44 4F 31 46 6E 63
Output 1 function	Selected function	Enum_8	1	All	No function: 0 Command: 1 Device ready: 2 Application dev. ready: 3 Sync pulse: 4 Sync index: 5	No function: 00 Command: 01 Device ready: 02 Application dev. ready: 03 Sync pulse: 04 Sync index: 05

Table 264: Telegram structure: sWN D01Fnc

**Example: sWN D01Fnc → Set Out1 to Device Ready**

CoLa A	ASCII	<STX>sWN{SPC}D01Fnc{SPC}2<ETX>
	Hex	02 73 57 4E 20 44 4F 31 46 6E 63 20 32 03
CoLa B	Binary	02 02 02 02 00 00 00 0C 73 57 4E 20 44 4F 31 46 6E 63 20 02 19

Table 265: Example: sWN D01Fnc → Out1 to device ready



Telegram structure: sWA D01Fnc						
Telegram part	Description	Variable	Length	Sensor	Values CoLa A (ASCII)	Values CoLa B (Binary)
Command type	Answer	String	3	All	sWA	73 57 41
Command	Output function	String	6	All	D01Fnc	44 4F 31 46 6E 63

Table 266: Telegram structure: sWA D01Fnc

**Example: sWA D01Fnc**

CoLa A	ASCII	<STX>sWA{SPC}D01Fnc<ETX>
	Hex	02 73 57 41 20 44 4F 31 46 6E 63 03
CoLa B	Binary	02 02 02 02 00 00 00 0A 73 57 41 20 44 4F 31 46 6E 63 34

Table 267: Example: sWA D01Fnc

Functions:

No function: 0

Command: 1

Device ready (for field application): 2

Application dev. ready: 3

Sync pulse (10 ms puls when timer register is read “sRN STlms”): 4

Sync index: 5

The output signal depends on the scanner head position  
 (high (+24 V): 0° ... 179° / low (0 V): 180° ... 360°).



## 4.7.7 Change output 1 logic state



Telegram structure: sWN DO1Logic (Authorized client)						
Telegram part	Description	Variable	Length	Sensor	Values CoLa A (ASCII)	Values CoLa B (Binary)
Command type	Write	String	3	All	sWN	73 57 4E
Command	Output function	String	8	All	DO1Logic	44 4F 31 4C 6F 67 69 63
Output 1 logic state	State of the output	Enum_8	1	All	Active_High: 0 Active_Low: 1	Active_High: 00 Active_Low: 01

Table 268: Telegram structure: sWN DO1Logic

## Example: sWN DO1Logic → Active\_High

CoLa A	ASCII	<STX>sWN[SPC]DO1Logic[SPC]1<ETX>
	Hex	02 73 57 4E 20 44 4F 31 4C 6F 67 69 63 20 31 03
CoLa B	Binary	02 02 02 02 00 00 00 0E 73 57 4E 20 44 4F 31 4C 6F 67 69 63 20 01 1F

Table 269: Example: sWN DO1Logic → Active\_Low



Telegram structure: sWA DO1Logic						
Telegram part	Description	Variable	Length	Sensor	Values CoLa A (ASCII)	Values CoLa B (Binary)
Command type	Answer	String	3	All	sWA	73 57 41
Command	Output logic	String	8	All	DO1Logic	44 4F 31 4C 6F 67 69 63

Table 270: Telegram structure: sWA DO1Logic

## Example: sWA DO1Logic

CoLa A	ASCII	<STX>sWA[SPC]DO1Logic<ETX>
	Hex	02 73 57 41 20 44 4F 31 4C 6F 67 69 63 03
CoLa B	Binary	02 02 02 02 00 00 00 0C 73 57 41 20 44 4F 31 4C 6F 67 69 63 31

Table 271: Example: sWA DO1Logic

4.7.8 Change output 2 function



Telegram structure: sWN D02Fnc (Authorized client)						
Telegram part	Description	Variable	Length	Sensor	Values CoLa A (ASCII)	Values CoLa B (Binary)
Command type	Write	String	3	All	sWN	73 57 4E
Command	Output function	String	6	All	D02Fnc	44 4F 32 46 6E 63
Output 2 function	Code number	Enum_8	1	All	No function: 0 Command: 1 Device ready: 2 Application dev. ready: 3	No function: 00 Command: 01 Device ready: 02 Application dev. ready: 03

Table 272: Telegram structure: sWN D02Fnc

Example: sWN D02Fnc → Out2 to device ready

CoLa A	ASCII	<STX>sWN{SPC}D02Fnc{SPC}2<ETX>
	Hex	02 73 57 4E 20 44 4F 32 46 6E 63 20 32 03
CoLa B	Binary	02 02 02 02 00 00 00 0C 73 57 4E 20 44 4F 32 46 6E 63 20 02 1A

Table 273: Example: sWN D02Fnc → Out2 to device ready



Telegram structure: sWA D02Fnc						
Telegram part	Description	Variable	Length	Sensor	Values CoLa A (ASCII)	Values CoLa B (Binary)
Command type	Answer	String	3	All	sWA	73 57 41
Command	Output function	String	6	All	D02Fnc	44 4F 32 46 6E 63

Table 274: Telegram structure: sWA D02Fnc

Example: sWA D02Fnc

CoLa A	ASCII	<STX>sWA{SPC}D02Fnc<ETX>
	Hex	02 73 57 41 20 44 4F 32 46 6E 63 03
CoLa B	Binary	02 02 02 02 00 00 00 0A 73 57 41 20 44 4F 32 46 6E 63 37

Table 275: Example: sWA D02Fnc

## 4.7.9 Change output 2 logic state



Telegram structure: sWN DO2Logic (Authorized client)						
Telegram part	Description	Variable	Length	Sensor	Values CoLa A (ASCII)	Values CoLa B (Binary)
Command type	Write	String	3	All	sWN	73 57 4E
Command	Output function	String	8	All	DO2Logic	44 4F 32 4C 6F 67 69 63
Output 2 logic state	State of the output	Enum_8	1	All	Active_High: 0 Active_Low: 1	Active_High: 00 Active_Low: 01

Table 276: Telegram structure: sWN DO2Logic

**Example: sWN DO2Logic → Active\_High**

CoLa A	ASCII	<STX>sWN[SPC]DO2Logic[SPC]0<ETX>
	Hex	02 73 57 4E 20 44 4F 32 4C 6F 67 69 63 20 30 03
CoLa B	Binary	02 02 02 02 00 00 00 0E 73 57 4E 20 44 4F 32 4C 6F 67 69 63 20 00 1C

Table 277: Example: sWN DO2Logic → Active\_High



Telegram structure: sWA DO2Logic						
Telegram part	Description	Variable	Length	Sensor	Values CoLa A (ASCII)	Values CoLa B (Binary)
Command type	Answer	String	3	All	sWA	73 57 41
Command	Output logic	String	8	All	DO2Logic	44 4F 32 4C 6F 67 69 63

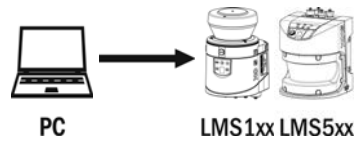
Table 278: Telegram structure: sWA DO2Logic

**Example: sWA DO2Logic**

CoLa A	ASCII	<STX>sWA[SPC]DO2Logic<ETX>
	Hex	02 73 57 41 20 44 4F 32 4C 6F 67 69 63 03
CoLa B	Binary	02 02 02 02 00 00 00 0C 73 57 41 20 44 4F 32 4C 6F 67 69 63 32

Table 279: Example: sWA DO2Logic

4.7.10 Set synchronization mode



Telegram structure: sWN SYMode (Authorized client)						
Telegram part	Description	Variable	Length	Sensor	Values CoLa A (ASCII)	Values CoLa B (Binary)
Command type	Write	String	3	All	sWN	73 57 4E
Command	Set sync mode	String	6	All	SYMode	53 59 4D 6F 64 65
Sync mode data	Synchronization mode data	Bool_1	1	All	No sync = 0 Sync by wire = 1 Sync by CAN = 2	Not possible

Table 280: Telegram structure: sWN SYMode

Example: sWN SYMode

CoLa A	ASCII	<STX>sWN{SPC}SYMode{SPC}1<ETX>
	Hex	02 73 57 4E 20 53 59 4D 6F 64 65 20 31 03
CoLa B	Binary	Not possible

Table 281: Example: sWN SYMode



Telegram structure: sWA SYMode						
Telegram part	Description	Variable	Length	Sensor	Values CoLa A (ASCII)	Values CoLa B (Binary)
Command type	Answer	String	3	All	sWA	73 57 41
Command	Set sync mode	String	6	All	SYMode	53 59 4D 6F 64 65

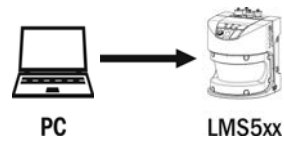
Table 282: Telegram structure: sWA SYMode

Example: sWA SYMode

CoLa A	ASCII	<STX>sWA{SPC}SYMode<ETX>
	Hex	02 73 57 41 20 53 59 4D 6F 64 65 03
CoLa B	Binary	Not possible

Table 283: Example: sWA SYMode

## 4.7.11 Set synchronization phase



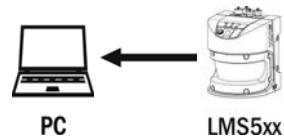
Telegram structure: sWN SYPhase (Authorized client)						
Telegram part	Description	Variable	Length	Sensor	Values CoLa A (ASCII)	Values CoLa B (Binary)
Command type	Write	String	3	All	sWN	Not possible
Command	Set sync phase	String	7	All	SYPhase	Not possible
Sync phase data	Synchronization phase data	Int_16	2	All	-180d ... +180d (FF4Ch ... 00B4h)	Not possible

Table 284: Telegram structure: sWN SYPhase

## Example: sWN SYPhase +90

CoLa A	ASCII	<STX>sWN{SPC}SYPhase{SPC}+90<ETX>
	Hex	02 73 57 4E 20 53 59 50 68 61 73 65 20 2B 39 30 03
CoLa B	Binary	Not possible

Table 285: Example: sWN SYPhase +90



Telegram structure: sWA SYPhase						
Telegram part	Description	Variable	Length	Sensor	Values CoLa A (ASCII)	Values CoLa B (Binary)
Command type	Answer	String	3	All	sWA	Not possible
Command	Set sync phase	String	7	All	SYPhase	Not possible

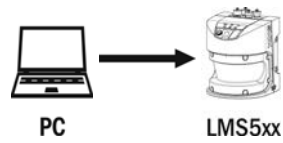
Table 286: Telegram structure: sWA SYPhase

## Example: sWA SYPhase

CoLa A	ASCII	<STX>sWA{SPC}SYPhase<ETX>
	Hex	02 73 57 41 20 53 59 50 68 61 73 65 03
CoLa B	Binary	Not possible

Table 287: Example: sWA SYPhase

4.7.12 Change input 4 function



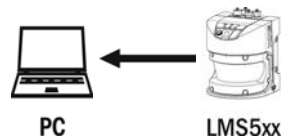
Telegram structure: sWN DO3And4Fnc (Authorized client)						
Telegram part	Description	Variable	Length	Sensor	Values CoLa A (ASCII)	Values CoLa B (Binary)
Command type	Write	String	3	All	sWN	73 57 4E
Command	Input function	String	10	All	DO3And4Fnc	44 4F 33 41 6E 64 34 46 6E 63
Input state	Code number	Enum_8	1	All	No function: 0 Encoder: 1 Slave sync: 2 Digital input: 3	

Table 288: Telegram structure: sWN DO3And4Fnc

**Example: sWN In4 → In3+4 to slave sync**

CoLa A	ASCII	<STX>sWN[SPC]DO3And4Fnc[SPC]2<ETX >
	Hex	02 73 57 4E 20 44 4F 33 41 6E 64 34 46 6E 63 20 02 03
CoLa B	Binary	Not available with firmware V1.10

Table 289: Example: sWN In4 → In3+4 to slave sync



Telegram structure: sWA DO3And4Fnc						
Telegram part	Description	Variable	Length	Sensor	Values CoLa A (ASCII)	Values CoLa B (Binary)
Command type	Answer	String	3	All	sWA	73 57 41
Command	Input function	String	10	All	DO3And4Fnc	44 4F 33 41 6E 64 34 46 6E 63

Table 290: Telegram structure: sWA DO3And4Fnc

**Example: sWA D03And4Fnc**

CoLa A	ASCII	<STX>sWA{SPC}D03And4Fnc<ETX>
	Hex	02 73 57 41 20 44 4F 33 41 6E 64 34 46 6E 63 03
CoLa B	Binary	Not available with firmware V1.10

Table 291: Example: sWA D03And4Fnc

#### 4.7.13 Set debouncing time for input x

The telegram applies for the inputs 1 to 4 (DIxDebTim, x = 1 ... 4). The following tables show the data for input 3.



Telegram structure: sWN DI3DebTim (Authorized client)						
Telegram part	Description	Variable	Length	Sensor	Values CoLa A (ASCII)	Values CoLa B (Binary)
Command type	Write	String	3	All	sWN	73 57 4E
Command	Set debouncing time for input 3	String	9	All	DI3DebTim	44 49 33 44 65 62 54 69 6D
Debouncing time data	[ms]	Uint_16	2	All	0d ... +10000d (00h ... 2710h)	00 00 ... 27 10

Table 292: Telegram structure: sWN DI3DebTim

**Example: sWN DI3DebTim**

CoLa A	ASCII	<STX>sWN{SPC}DI3DebTim{SPC}+10<ETX>
	Hex	02 73 57 4E 20 44 49 33 44 65 62 54 69 6D 20 2B 31 30 03
CoLa B	Binary	02 02 02 02 00 00 00 10 73 57 4E 20 44 49 33 44 65 62 54 69 6D 20 00 0A 77

Table 293: Example: sWN DI3DebTim



Telegram structure: sWA DI3DebTim						
Telegram part	Description	Variable	Length	Sensor	Values CoLa A (ASCII)	Values CoLa B (Binary)
Command type	Answer	String	3	All	sWA	73 57 41
Command	Set debouncing time for input 3	String	9	All	DI3DebTim	44 49 33 44 65 62 54 69 6D

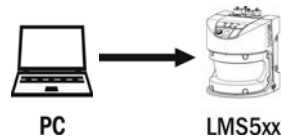
Table 294: Telegram structure: sWA DI3DebTim

**Example: sWA DI3DebTim**

CoLa A	ASCII	<STX>sWA{SPC}DI3DebTim<ETX>
	Hex	02 73 57 4E 20 44 49 33 44 65 62 54 69 6D 03
CoLa B	Binary	02 02 02 02 00 00 00 0E 73 57 41 20 44 49 33 44 65 62 54 69 6D 20 48

Table 295: Example: sWA DI3DebTim

**4.7.14 Read status of external sync signal**



Telegram structure: sRN SYextmon						
Telegram part	Description	Variable	Length	Sensor	Values CoLa A (ASCII)	Values CoLa B (Binary)
Command type	Read	String	3	All	sRN	73 52 4E
Command	Status of external sync signal	String	8	All	SYextmon	53 59 65 78 74 6D 6F 6E

Table 296: Telegram structure: sRN SYextmon

**Example: sRN SYextmon**

CoLa A	ASCII	<STX>sRN{SPC}SYextmon<ETX>
	Hex	02 73 52 4E 20 53 59 65 78 74 6D 6F 6E 03
CoLa B	Binary	02 02 02 02 00 00 00 0C 73 52 4E 20 53 59 65 78 74 6D 6F 6E 40

Table 297: Example: sRN SYextmon





Telegram structure: sRA SYextmon						
Telegram part	Description	Variable	Length	Sensor	Values CoLa A (ASCII)	Values CoLa B (Binary)
Command type	Answer	String	3	All	sRA	73 52 41
Command	Status of external sync signal	String	8	All	SYextmon	53 59 65 78 74 6D 6F 6E
Sync status data	Synchronization status data	Uint_8	1	All	None: 1 Too slow: 2 Good: 4 Too fast: 8	None: 01 Too slow: 02 Good: 04 Too fast: 08
Signal frequency	[Frequency in Hz as float according to IEEE754]	Real	4	All	0h ... FFFFFFFh	00 00 00 00 ... FF FF FF FF

Table 298: Telegram structure: sRA SYextmon

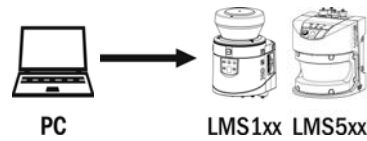
**Example: sRA SYextmon (49.9 Hz)**

CoLa A	ASCII	<STX>sRA{SPC}SYextmon{SPC}4{SPC}4247BD87 <ETX>
	Hex	02 73 52 41 20 53 59 65 78 74 6D 6F 6E 20 04 42 47 BD 87 03
CoLa B	Binary	02 02 02 02 00 00 00 12 73 52 41 20 53 59 65 78 74 6D 6F 6E 20 04 42 47 BD 87 54

Table 299: Example: sRA SYextmon

4.8 Status

4.8.1 Read contamination status of the LMS



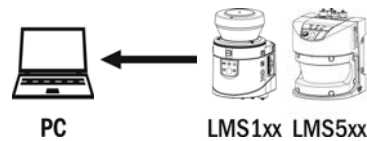
Telegram structure: sRN LCMstate						
Telegram part	Description	Variable	Length	Sensor	Values CoLa A (ASCII)	Values CoLa B (Binary)
Command type	Read	String	3	All	sRN	73 52 4E
Command	Status of LMS	String	8	All	LCMstate	4C 43 4D 73 74 61 74 65

Table 300: Telegram structure: sRN LCMstate

**Example: sRN LCMstate**

CoLa A	ASCII	<STX>sRN{SPC}LCMstate <ETX>
	Hex	02 73 52 4E 20 4C 43 4D 73 74 61 74 65 03
CoLa B	Binary	02 02 02 02 00 00 00 0C 73 52 4E 20 4C 43 4D 73 74 61 74 65 7A

Table 301: Example: sRN LCMstate



Telegram structure: sRA LCMstate						
Telegram part	Description	Variable	Length	Sensor	Values CoLa A (ASCII)	Values CoLa B (Binary)
Command type	Answer	String	3	All	sRA	73 52 41
Command	Status of LMS	String	8	All	LCMstate	4C 43 4D 73 74 61 74 65
Status code		Enum_8	1	All	No contamination: 0 Contamination warning: 1 Contamination error: 2 Contamination measurement functionality defective: 3	No contamination: 00 Contamination warning: 01 Contamination error: 02 Contamination measurement functionality defective: 03

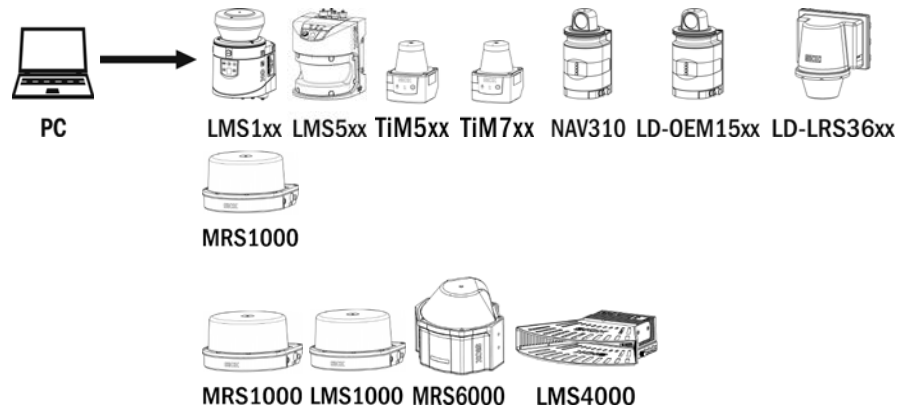
Table 302: Telegram structure: sRA LCMstate

**Example for LMS100: sRA LCMstate**

CoLa A	ASCII	<STX>sRA{SPC}LCMstate{SPC}0<ETX>
	Hex	02 73 52 41 20 4C 43 4D 73 74 61 74 65 20 30 03
CoLa B	Binary	02 02 02 02 00 00 00 0E 73 52 41 20 4C 43 4D 73 74 61 74 65 20 00 55

Table 303: Example for LMS100: sRA LCMstate

#### 4.8.2 Read firmware version

**Telegram structure: sRN DevicelDent**


Telegram part	Description	Variable	Length	Sensor	Values CoLa A (ASCII)	Values CoLa B (Binary)
Command type	Read	String	3	All	sRN	73 52 4E
Command	Read firmware version	String	11	All	DevicelDent	44 65 76 69 63 65 49 64 65 6E 74

Table 304: Telegram structure: sRN DevicelDent

**Example: sRN DevicelDent**

CoLa A	ASCII	<STX>sRN{SPC}DevicelDent<ETX>
	Hex	02 73 52 4E 20 44 65 76 69 63 65 49 64 65 6E 74 03
CoLa B	Binary	02 02 02 02 00 00 00 0F 73 52 4E 20 44 65 76 69 63 65 49 64 65 6E 74 25

Table 305: Example: sRN DevicelDent



Telegram structure: sRA DevicIdent						
Telegram part	Description	Variable	Length	Sensor	Values CoLa A (ASCII)	Values CoLa B (Binary)
Command type	Answer	String	3	All	sRA	73 52 41
Command		String	11	All	DevicIdent	44 65 76 69 63 65 49 64 65 6E 74
Value	Length of name of firmware version	Enum_16	1	All	0 ... 22h	0 ... 22h
Value	Name of firmware version	String		All	(See example)	(See example)
Value	Length of number of firmware version	Enum_16	1	All	0 ... 22h	0 ... 22h
Value	Number of firmware version	String		All	(See example)	(See example)

Table 306: Telegram structure: sRA DevicIdent

**Example: sRA DevicIdent**


CoLa A	ASCII	<STX>sRA{SPC}DevicIdent{SPC}10{SPC}LMS10x_FieldEval{SPC}10{SPC}V1.36-21.10.2010<ETX>
	Hex	Always ASCII answer
CoLa B	Binary	02 02 02 02 00 00 00 34 73 52 41 20 44 65 76 69 63 65 49 64 65 6E 74 20 00 10 4C 4D 53 31 30 78 5F 46 69 65 6C 64 45 76 61 6C 00 10 56 31 2E 33 36 2D 32 31 2E 31 30 2E 32 30 31 30 62

Table 307: Example: sRA DevicIdent

### 4.8.3 Read the device state

This telegram reads the general device state.

**Remark:** The status of the measurement function of LMS1 and LMS5 can be read separately with the telegram STImS



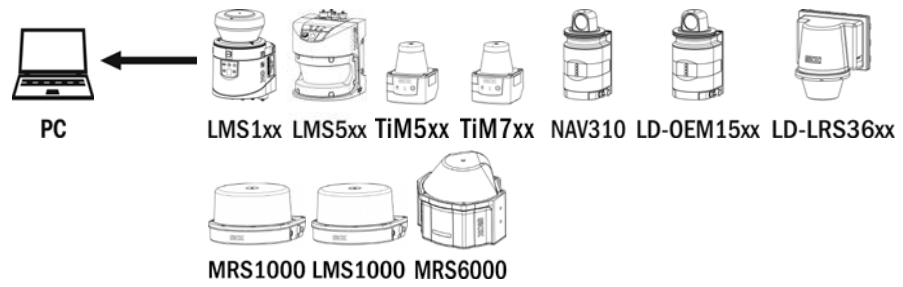
Telegram structure: sRN SCdevicestate						
Telegram part	Description	Variable	Length	Sensor	Values CoLa A (ASCII)	Values CoLa B (Binary)
Command type	Read	String	3	All	sRN	73 52 4E
Command		String	13	All	SCdevicestate	53 43 64 65 76 69 63 65 73 74 61 74 65

Table 308: Telegram structure: sRN SCdevicestate

#### Example: sRN SCdevicestate

CoLa A	ASCII	<STX>sRN{SPC}SCdevicestate<ETX>
	Hex	02 73 52 4E 20 53 43 64 65 76 69 63 65 73 74 61 74 65 03
CoLa B	Binary	02 02 02 02 00 00 00 11 73 52 4E 20 53 43 64 65 76 69 63 65 73 74 61 74 65 30

Table 309: Example: sRN SCdevicestate



Telegram structure: sRA SCdevicestate						
Telegram part	Description	Variable	Length	Sensor	Values CoLa A (ASCII)	Values CoLa B (Binary)
Command type	Answer	String	3	All	sRA	73 52 41
Command		String	13	All	SCdevicestate	53 43 64 65 76 69 63 65 73 74 61 74 65
Status code	Code number	Enum_8	1	LMS1xx NAV310 LD-OEM 15xx LD-LRS 36xx MRS6000	Busy: 0 Ready: 1 Error: 2	Busy: 00 Ready: 01 Error: 02
				LMS5xx TiMxxx MRS1000 LMS1000	Busy: 0 Ready: 1 Error: 2 Standby: 3	Busy: 00 Ready: 01 Error: 02 Standby: 03

Table 310: Telegram structure: sRA SCdevicestate

**Example: sRA SCdevicestate**

CoLa A	ASCII	<STX>sRA{SPC}SCdevicestate{SPC}0<ETX >
	Hex	02 73 52 41 20 53 43 64 65 76 69 63 65 73 74 61 74 65 20 00 03
CoLa B	Binary	02 02 02 02 00 00 00 13 73 52 41 20 53 43 64 65 76 69 63 65 73 74 61 74 65 20 00 1F

Table 311: Example: sRA SCdevicestate

#### 4.8.4 Status commands for LD-XXX and NAV310

The following status commands will be explained in the subsequent sections:

- **LMCmeasstate**: Status of the internal Statemachine
- **SCdevicestate**: Status of the Sensors ( actual measurement status )
- **EMCustomerInfo**: Additional error information
- **LDMSenStat**: Status of the state machine of the measurement core, Motor status

##### How status commands for LD-XXX and NAV310 work together:

- If **LMCmeasstate** changes to "Idle" or an other status, although the measurement status "Measure2D" is expected, there is an error during the measurement (or during start up of the measurement).
- **SCdevicestate** is always "Ready", if the measurement is active. If "Busy" will be indicated the unit is not measuring ( e.g. IDLE). If there is any failure "Error" will be indicated. (However **LMCmeasstate** could indicate "Measure2D", if the failure occurs during the measurement, because it is only an indication of the status of the State machine ).
- In case of a failure **EMCustomerInfo** can provide an information about the error. In case of a motor failure there are following condition visible:
  - Motor blocked during operation → DEVICE\_FAILURE
  - Motor blocked during spin up → CHECK\_PARAMETER
- It is also possible to read **LDMSenStat** (and to register as an event). This value equals the Sensorstatus of the NAV310/LD-XXX. A status "B1" of the measurement core means "Motor error and Idle".
- During the measurement it is possible to monitor a deviation of the target rotation frequency. (If the device detects rotation values that are too slow, it will terminate the measurement.)

In case of an failure this value will not always be updated, therefore it is necessary to monitor **LMCmeasstate** and **SCdevicestate** in parallel.



##### NOTE

- In case of an failure ( Scanner does not change to MEASURE2D or switches back to IDLE ), it is necessary to send the command **LMCstopmeas** ( even if the Status is indicated as IDLE )
- If at **EMCustomerInfo** the message CHECK\_PARAMETER is indicated, a reset is only possible by a power cycle of the scanner.

**Ask for Device Measurement State**



Telegram structure: sRN LMCmeasstate						
Telegram part	Description	Variable	Length	Sensor	Values CoLa A (ASCII)	Values CoLa B (Binary)
Command type	Read	String	3	All	sRN	73 52 4E
Command	Ask for measurement state	String	12	All	LMCmeasstate	4C 4D 43 6D 65 61 73 73 74 61 74 65

Table 312: Telegram structure: sRN LMCmeasstate

**Example: sRN LMCmeasstate**

CoLa A	ASCII	<STX>sRN{SPC}LMCmeasstate<ETX>
	Hex	02 73 52 4E 20 4C 4D 43 6D 65 61 73 73 74 61 74 65 03
CoLa B	Binary	02 02 02 02 00 00 00 11 73 52 4E 20 4C 4D 43 6D 65 61 73 73 74 61 74 65 30

Table 313: Example: sRN LMCmeasstate



Telegram structure: sRA LMCmeasstate						
Telegram part	Description	Variable	Length	Sensor	Values CoLa A (ASCII)	Values CoLa B (Binary)
Command type	Answer	String	3	All	sRA	73 52 41
Command	Report measurement state	String	12	All	LMCmeasstate	4C 4D 43 6D 65 61 73 73 74 61 74 65
Status code	Current measurement state	Enum_16	2	All	Idle: 3 Ready 2D: 6 Measure 2D: 7  Other state codes may show up during booting, firmware update or transition between states.	Idle: 0003 Ready 2D: 0006 Measure 2D: 0007

Table 314: Telegram structure: sRA LMCmeasstate



**Example: sRA LMCmeasstate is Measure 2D**

CoLa A	ASCII	<STX>sRA{SPC}LMCmeasstate{SPC}7<ETX>
	Hex	02 73 52 41 20 4C 4D 43 6D 65 61 73 73 74 61 74 65 20 00 07 03
CoLa B	Binary	02 02 02 02 00 00 00 13 73 52 41 20 4C 4D 43 6D 65 61 73 73 74 61 74 65 20 00 07 1F

Table 315: Example: sRA LMCmeasstate is Measure 2D

**Ask for customer info of sensor**

This telegram will provide additional error information.



Telegram structure: sRN EMCustomerInfo						
Telegram part	Description	Variable	Length	Sensor	Values CoLa A (ASCII)	Values CoLa B (Binary)
Command type	Read	String	3	All	sRN	73 52 4E
Command	Ask for customer info	String	14	All	EMCustomerInfo	45 4D 43 75 73 74 6F 6D 65 72 49 6E 66 6F

Table 316: Telegram structure: sRN EMCustomerInfo

**Example: sRN EMCustomerInfo**

CoLa A	ASCII	<STX>sRN{SPC}EMCustomerInfo<ETX>
	Hex	02 73 52 4E 20 45 4D 43 75 73 74 6F 6D 65 72 49 6E 66 6F 03
CoLa B	Binary	02 02 02 02 00 00 00 12 73 52 4E 20 45 4D 43 75 73 74 6F 6D 65 72 49 6E 66 6F 4D

Table 317: Example: sRN EMCustomerInfo



Telegram structure: sRA EMCustomerInfo						
Telegram part	Description	Variable	Length	Sensor	Values CoLa A (ASCII)	Values CoLa B (Binary)
Command type	Answer	String	3	All	sRA	73 52 41
Command	Report customer info	String	14	All	EMCustomerInfo	45 4D 43 75 73 74 6F 6D 65 72 49 6E 66 6F
Status code	Customer info	Enum_16	2	All	0: DEVICE_OK	0000: DEVICE_OK
					1: DEFECTIVE_DEVICE	0001: DEFECTIVE_DEVICE
					2: DEVICE_TEMP_FAILURE	0002: DEVICE_TEMP_FAILURE
					3: DEVICE_FAILURE	0003: DEVICE_FAILURE
					4: DEVICE_NOT_READY	0004: DEVICE_NOT_READY
					5: CHECK_PARAMETER	0005: CHECK_PARAMETER
					DEFECTIVE_DEVICE: Please return device to SICK DEVICE_TEMP_FAILURE D: Device failure. Please check temperature. DEVICE_FAILURE : Please switch off for 20 seconds and power up again. DEVICE_NOT_READY: Please wait. CHECK_PARAMETER: Warning – please check parametrization.	

Table 318: Telegram structure: sRA EMCustomerInfo

**Example: sRA EMCustomerInfo = Device OK**

CoLa A	ASCII	<STX>sRA{SPC}EMCustomerInfo{SPC}0<ETX>
	Hex	02 73 52 41 20 45 4D 43 75 73 74 6F 6D 65 72 49 6E 66 6F 20 00 03
CoLa B	Binary	02 02 02 02 00 00 00 14 73 52 4E 20 45 4D 43 75 73 74 6F 6D 65 72 49 6E 66 6F 20 00 6D

Table 319: Example: sRA EMCustomerInfo = Device OK

**Ask for Sensorstatus**

This telegram provides status information of the State Machine of measurement core and the Motor Status



Telegram structure: sRN LDMSenStat						
Telegram part	Description	Variable	Length	Sensor	Values CoLa A (ASCII)	Values CoLa B (Binary)
Command type	Read	String	3	All	sRN	73 52 4E
Command	Ask for state	String	10	All	LDMSenStat	4C 44 4D 53 65 6E 53 74 61 74

Table 320: Telegram structure: sRN LDMSenStat

**Example: sRN LDMSenStat**

CoLa A	ASCII	<STX>sRN{SPC}LDMSenStat<ETX>
	Hex	02 73 52 4E 20 4C 44 4D 53 65 6E 53 74 61 74 03
CoLa B	Binary	02 02 02 02 00 00 00 0E 73 52 4E 20 4C 44 4D 53 65 6E 53 74 61 74 60

Table 321: Example: sRN LDMSenStat



Telegram structure: sRA LDMSenStat						
Telegram part	Description	Variable	Length	Sensor	Values CoLa A (ASCII)	Values CoLa B (Binary)
Command type	Answer	String	3	All	sRA	73 52 41
Command	Report state	String	10	All	LDMSenStat	4C 44 4D 53 65 6E 53 74 61 74

Telegram structure: sRA LDMSenStat						
Telegram part	Description	Variable	Length	Sensor	Values CoLa A (ASCII)	Values CoLa B (Binary)
Status code	Current state regarding...	Uint_32	4	All	Idle: 3 Ready 2D: 6 Measure 2D: 7  Other state codes may show up during booting, firmware update or transition between states.	Idle: 0003 Ready 2D: 0006 Measure 2D: 0007
	Working mode		Bit 0...3		Idle: 1 Rotate: 2 Measure: 3 Error: 4 (Other bits: reserved)	Idle: 1 Rotate: 2 Measure: 3 Error: 4 (Other bits: reserved)
	Motor mode		Bit 4...7		Motor ok: 0 Motor spin to low: 4 Motor spin to high: 9 Motor stops or coder error: B (Other bits: reserved)	Motor ok: 0 Motor spin to low: 4 Motor spin to high: 9 Motor stop or coder error: B (Other bits: reserved)
	(Reserved)		Bit 8...31		(Reserved)	(Reserved)

Table 322: Telegram structure: sRA LDMSenStat

**Example: sRA LDMSenStat Device in Idle mode**

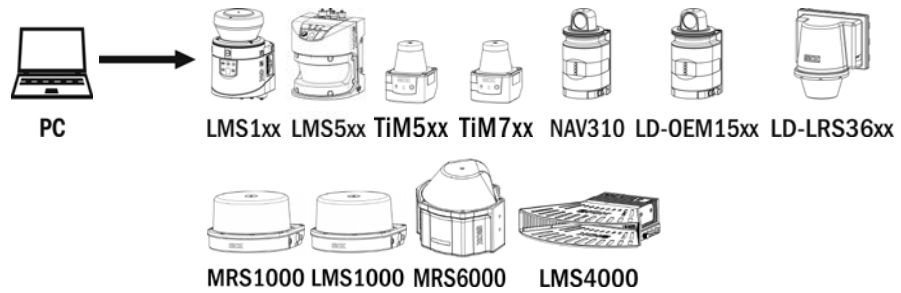
CoLa A	ASCII	<STX>sRA{SPC}LDMSenStat{SPC} 1<ETX>
	Hex	02 73 52 41 20 4C 44 4D 53 65 6E 53 74 61 74 20 31 03
CoLa B	Binary	02 02 02 02 00 00 00 13 73 52 41 20 4C 44 4D 53 65 6E 53 74 61 74 20 00 00 00 01 4E

Table 323: Example: sRA LDMSenStat Device is in Idle mode

4.8.5 Read device order number

**Device order number**

This telegram reads the device order number.



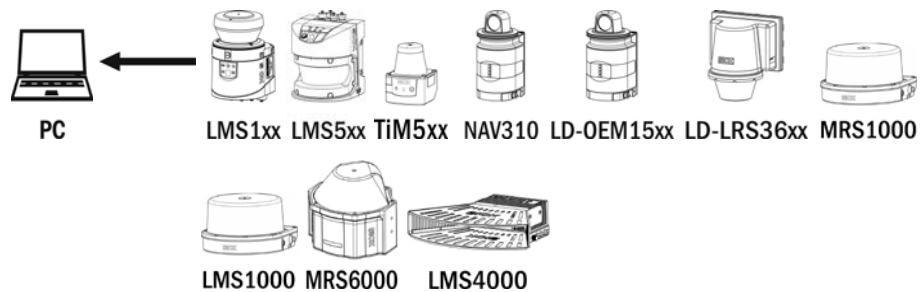
Telegram structure: sRN Dlornr						
Telegram part	Description	Variable	Length	Sensor	Values CoLa A (ASCII)	Values CoLa B (Binary)
Command type	Read	String	3	All	sRN	73 52 4E
Command	Read state	String	6	All	Dlornr	44 49 6F 72 6E 72

Table 324: Telegram structure: sRN Dlornr

**Example: sRN Dlornr**

CoLa A	ASCII	<STX>sRN(SPC)Dlornr<ETX>
	Hex	02 73 52 4E 20 44 49 6F 72 6E 72 03
CoLa B	Binary	02 02 02 02 00 00 00 0A 73 52 4E 20 44 49 6F 72 6E 72 43

Table 325: Example: sRN Dlornr



Telegram structure: sRA Dlornr						
Telegram part	Description	Variable	Length	Sensor	Values CoLa A (ASCII)	Values CoLa B (Binary)
Command type	Answer	String	3	All	sRA	73 52 41
Command		String	6	All	Dlornr	44 49 6F 72 6E 72
Order number	Order number in 7 digits	String	7	All	0000000 ... 9999999	00 00 00 00 00 00 00 ... FF FF FF FF FF FF FF

Table 326: Telegram structure: sRA Dlornr

**Example: sRA Dlornr 1047782 (Order Number for LMS511-20100)**

CoLa A	ASCII	<STX>sRA{SPC}Dlornr{SPC}1047782<ETX>
	Hex	02 73 52 41 20 44 49 6F 72 6E 72 20 31 30 34 37 37 38 32 03
CoLa B	Binary	02 02 02 02 00 00 00 12 73 52 41 20 44 49 6F 72 6E 72 20 31 30 34 37 37 38 32 53

Table 327: Example for LMS511-20100: sRA Dlornr

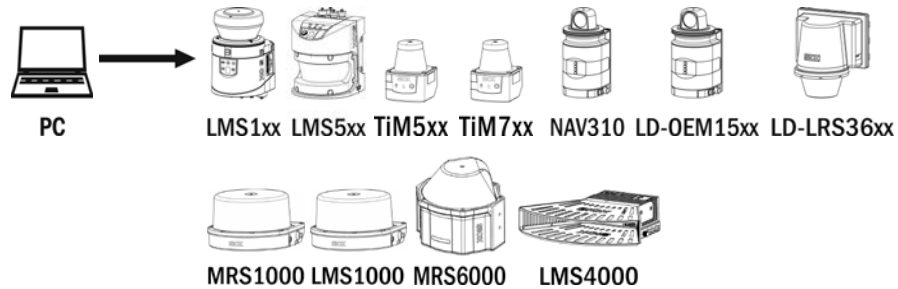
**Example: sRA Dlornr 1067299 (Order Number for TiM561-2050101)**

CoLa A	ASCII	<STX>sRA{SPC}Dlornr{SPC}1071419<ETX>
	Hex	02 73 52 41 20 44 49 6F 72 6E 72 20 31 30 37 31 34 31 39 03
CoLa B	Binary	02 02 02 02 00 00 00 12 73 52 41 20 44 49 6F 72 6E 72 20 31 30 37 31 34 31 39 57

Table 328: Example for TiM561-2050101: sRA Dlornr

4.8.6 Read device type

This telegram asks for the device type.




Telegram structure: sRN Ditype						
Telegram part	Description	Variable	Length	Sensor	Values CoLa A (ASCII)	Values CoLa B (Binary)
Command type	Read	String	3	All	sRN	73 52 4E
Command	Ask state	String	6	All	Ditype	44 49 74 79 70 65

Table 329: Telegram structure: sRN Ditype

**Example: sRN Ditype**

CoLa A	ASCII	<STX>sRN{SPC}Ditype<ETX>
	Hex	02 73 52 4E 20 44 49 74 79 70 65 03
CoLa B	Binary	02 02 02 02 00 00 00 0A 73 52 4E 20 44 49 74 79 70 65 5A

Table 330: Example: sRN Ditype



Telegram structure: sRA Ditype						
Telegram part	Description	Variable	Length	Sensor	Values CoLa A (ASCII)	Values CoLa B (Binary)
Command type	Answer	String	3	All	sRA	73 52 41
Command	Ask state	String	6	All	Ditype	44 49 74 79 70 65
Length of type key	Number of digits of the following type code length	Uint_8	1	All	0d ... 255d (0h ... FF)	00 ... FF
Device type	Type code of the device	String	(var.)	All	(Device type)	(Device type)

Table 331: Telegram structure: sRA Ditype

**Example for LMS511-20100**

CoLa A	ASCII	<STX>sRA{SPC}Ditype{SPC}C{SPC}LMS511-20100<ETX>
	Hex	02 73 52 41 20 44 49 74 79 70 65 20 43 20 4C 4D 53 35 31 31 2D 32 30 31 30 30 03
CoLa B	Binary	02 02 02 02 00 00 00 18 73 52 41 20 44 49 74 79 70 65 20 0C 4C 4D 53 35 31 31 2D 32 30 31 30 30 00

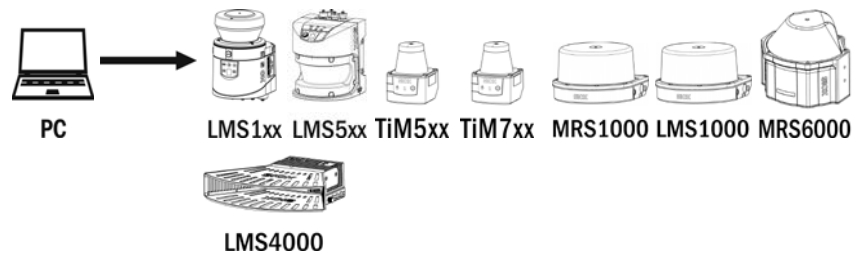
Table 332: Example for LMS511-20100: sRA Ditype

**Example for TiM561-2050101**

CoLa A	ASCII	<STX>sRA{SPC}Ditype{SPC}E{SPC}TiM561-2050101<ETX>
	Hex	02 73 52 41 20 44 49 74 79 70 65 20 45 20 54 49 4D 35 36 31 2D 32 30 35 30 31 30 31 03
CoLa B	Binary	02 02 02 02 00 00 00 1A 73 52 41 20 44 49 74 79 70 65 20 0E 54 49 4D 35 36 31 2D 32 30 35 30 31 30 31 03

Table 333: Example for TiM561-2050101: sRA Ditype

4.8.7 Read operating hours



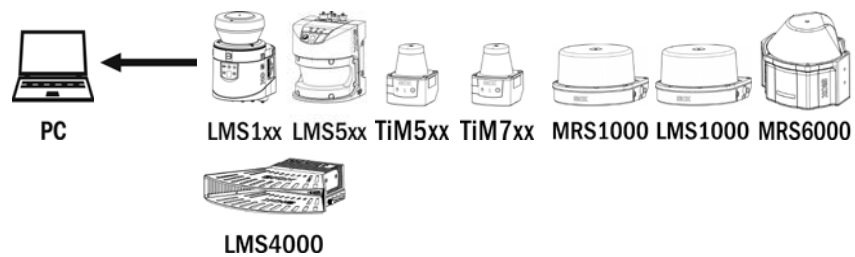
Telegram structure: sRN ODoprh						
Telegram part	Description	Variable	Length	Sensor	Values CoLa A (ASCII)	Values CoLa B (Binary)
Command type	Read	String	3	All	sRN	73 52 4E
Command	Read operating hours	String	6	All	ODoprh	4F 44 6F 70 72 68

Table 334: Telegram structure: sRN ODoprh

Example: sRN ODoprh

CoLa A	ASCII	<STX>sRN(SPC)ODoprh<ETX>
	Hex	02 73 52 4E 20 4F 44 6F 70 72 68 03
CoLa B	Binary	02 02 02 02 00 00 00 0A 73 52 4E 20 4F 44 6F 70 72 68 41

Table 335: Example: sRN ODoprh



Telegram structure: sRA ODoprh						
Telegram part	Description	Variable	Length	Sensor	Values CoLa A (ASCII)	Values CoLa B (Binary)
Command type	Answer	String	3	All	sRA	73 52 41
Command	Read operating hours	String	6	All	ODoprh	4F 44 6F 70 72 68
Value	Operating hours in 1/10 h	Uint_32	4	All	0h ... FFFFFFFFh	00 00 00 00 ... FF FF FF FF

Table 336: Telegram structure: sRA ODoprh

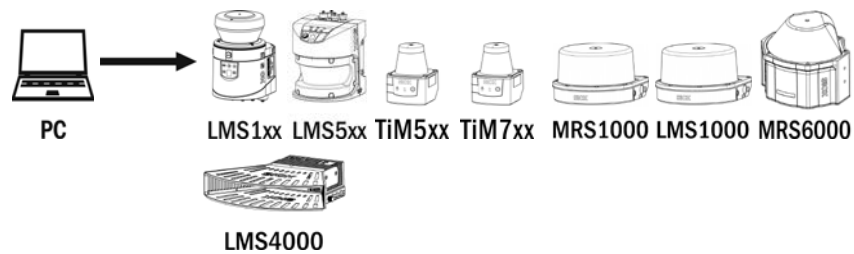


**Example: sRA ODoprh**

CoLa A	ASCII	<STX>sRA{SPC}ODoprh{SPC}2DC8B<ETX>
	Hex	02 73 52 41 20 4F 44 6F 70 72 68 20 32 44 43 38 42 03
CoLa B	Binary	02 02 02 02 00 00 00 0F 73 52 41 20 4F 44 6F 70 72 68 20 00 02 DC 8B 36

Table 337: Example: sRA ODoprh

Calculation of the value: 2DC8B (hex) → 187531 (dez) × 1/10 h = 18753.1 h

**4.8.8 Read power on counter**

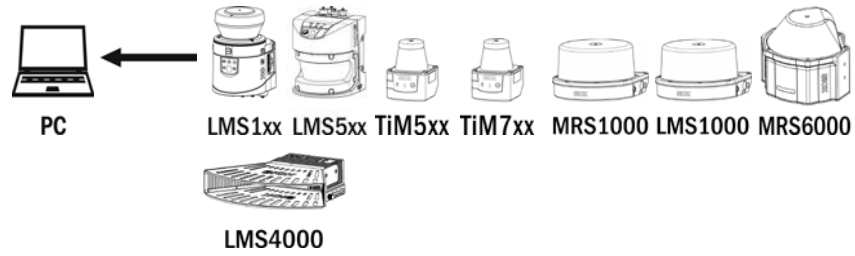
Telegram structure: sRN ODpwrC						
Telegram part	Description	Variable	Length	Sensor	Values CoLa A (ASCII)	Values CoLa B (Binary)
Command type	Read	String	3	All	sRN	73 52 4E
Command	Read power on counter	String	6	All	ODpwrC	4F 44 70 77 72 63

Table 338: Telegram structure: sRN ODpwrC

**Example: sRN ODpwrC**

CoLa A	ASCII	<STX>sRN{SPC}ODpwrC<ETX>
	Hex	02 73 52 4E 20 4F 44 70 77 72 63 03
CoLa B	Binary	02 02 02 02 00 00 00 0A 73 52 4E 20 4F 44 70 77 72 63 52

Table 339: Example: sRN ODpwrC



Telegram structure: sRA ODpwrC						
Telegram part	Description	Variable	Length	Sensor	Values CoLa A (ASCII)	Values CoLa B (Binary)
Command type	Answer	String	3	All	sRA	73 52 41
Command	Read power on counter	String	6	All	ODpwrC	4F 44 70 77 72 63
Value	Power on counter	Uint_32	4	All	0h ... FFFFFFFFh	00 00 00 00 ... FF FF FF FF

Table 340: Telegram structure: sRA ODpwrC

**Example: sRA ODpwrC**

CoLa A	ASCII	<STX>sRA{SPC}ODpwrC{SPC}752D<ETX>
	Hex	02 73 52 41 20 4F 44 70 77 72 63 20 752D 03
CoLa B	Binary	02 02 02 02 00 00 00 0F 73 52 41 20 4F 44 70 77 72 63 20 00 00 75 2D 36

Table 341: Example: sRA ODpwrC

**4.8.9 Read temperature**

With this command the internal temperature of the device can be identified. Please note that it does not give an indication of the current ambient temperature.



Telegram structure: sRN OPcurtmpdev						
Telegram part	Description	Variable	Length	Sensor	Values CoLa A (ASCII)	Values CoLa B (Binary)
Command type	Read	String	3	All	sRN	73 52 4E
Command	Read temperature of the device	String	11	All	OPcurtmpdev	4F 50 63 75 72 74 6D 70 64 65 76

Table 342: Telegram structure: sRN OPcurtmpdev

**Example: sRN OPcurtmpdev**

CoLa A	ASCII	<STX>sRN{SPC}OPcurtmpdev<ETX>
	Hex	02 73 52 4E 20 4F 50 63 75 72 74 6D 70 64 65 76 03
CoLa B	Binary	02 02 02 02 00 00 00 0F 73 52 4E 20 4F 50 63 75 72 74 6D 70 64 65 76 2A

Table 343: Example: sRN OPcurtmpdev

**Telegram structure: sRA OPcurtmpdev**

Telegram part	Description	Variable	Length	Sensor	Values CoLa A (ASCII)	Values CoLa B (Binary)
Command type	Answer	String	3	All	sRA	73 52 41
Command	Read temperature of the device	String	11	All	OPcurtmpdev	4F 50 63 75 72 74 6D 70 64 65 76
Temperature data	[°C as float according to IEEE754]	Real	4	All	C2480000h ... 42C80000h (-50°C ... +100°C)	C2 48 00 00 ... 42 C8 00 00

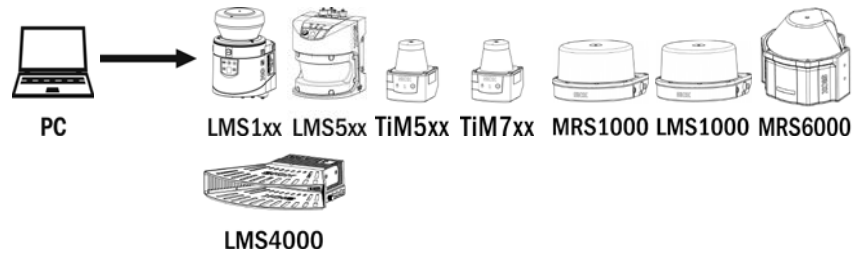
Table 344: Telegram structure: sRA OPcurtmpdev

**Example: sRA OPcurtmpdev (-50°C)**

CoLa A	ASCII	<STX>sRA{SPC}OPcurtmpdev{SPC}420C0000<ETX>
	Hex	02 73 52 41 20 4F 50 63 75 72 74 6D 70 64 65 76 20 42 0C 00 00 03
CoLa B	Binary	02 02 02 02 00 00 00 14 73 52 41 20 4F 50 63 75 72 74 6D 70 64 65 76 20 42 0C 00 00 4B

Table 345: Example: sRA OPcurtmpdev

4.8.10 Set device name



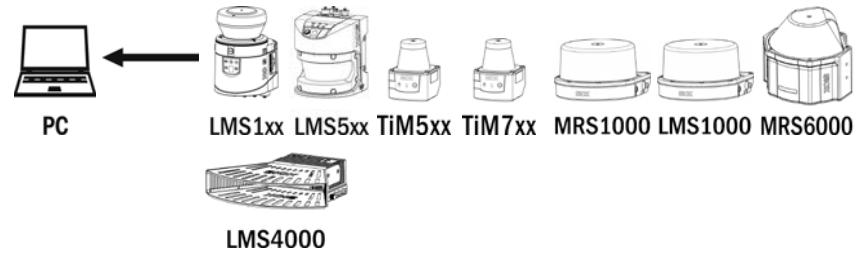
Telegram structure: sWN LocationName (Maintenance)						
Telegram part	Description	Variable	Length	Sensor	Values CoLa A (ASCII)	Values CoLa B (Binary)
Command type	Write	String	3	All	sWN	73 57 4E
Command	Set device name	String	12	All	LocationName	4C 6F 63 61 74 69 6F 6E 4E 61 6D 65
Value	Array of characters of the following device name	Uint_16	2	All	0d ... +16d (0h ... 10h)	00 00 ... 00 10
Value	Device name	String	16	All	[Device name]	[Device name]

Table 346: Telegram structure: sWN LocationName

**Example: sWN LocationName +13 OutdoorDevice**

CoLa A	ASCII	<STX>sWN{SPC}LocationName{SPC}+13{SPC}OutdoorDevice<ETX>
	Hex	02 73 57 4E 20 4C 6F 63 61 74 69 6F 6E 4E 61 6D 65 20 2B 31 33 20 4F 75 74 64 6F 6F 72 44 65 76 69 63 65 03
CoLa B	Binary	02 02 02 02 00 00 00 20 73 57 4E 20 4C 6F 63 61 74 69 6F 6E 4E 61 6D 65 20 00 0D 4F 75 74 64 6F 6F 72 44 65 76 69 63 65 1D

Table 347: Example: sWN LocationName +13 OutdoorDevice



Telegram structure: sWA LocationName						
Telegram part	Description	Variable	Length	Sensor	Values CoLa A (ASCII)	Values CoLa B (Binary)
Command type	Answer	String	3	All	sWA	73 57 41
Command	Set device name	String	12	All	LocationName	4C 6F 63 61 74 69 6F 6E 4E 61 6D 65

Table 348: Telegram structure: sWA LocationName

**Example: sWA LocationName**

CoLa A	ASCII	<STX>sWA{SPC}LocationName<ETX>
	Hex	02 73 57 41 20 4C 6F 63 61 74 69 6F 6E 4E 61 6D 65 03
CoLa B	Binary	02 02 02 02 00 00 00 20 73 57 41 20 4C 6F 63 61 74 69 6F 6E 4E 61 6D 65 74

Table 349: Example: sWA LocationName

**4.8.11 Read device name**

Telegram structure: sRN LocationName						
Telegram part	Description	Variable	Length	Sensor	Values CoLa A (ASCII)	Values CoLa B (Binary)
Command type	Read	String	3	All	sRN	73 52 4E
Command	Read device name	String	12	All	LocationName	4C 6F 63 61 74 69 6F 6E 4E 61 6D 65

Table 350: Telegram structure: sRN LocationName

**Example: sRN LocationName**

CoLa A	ASCII	<STX>sRN{SPC}LocationName <ETX >
	Hex	02 73 52 4E 20 4C 6F 63 61 74 69 6F 6E 4E 61 6D 65 03
CoLa B	Binary	02 02 02 02 00 00 00 10 73 52 4E 20 4C 6F 63 61 74 69 6F 6E 4E 61 6D 65 55

Table 351: Example: sRN LocationName



Telegram structure: sRA LocationName						
Telegram part	Description	Variable	Length	Sensor	Values CoLa A (ASCII)	Values CoLa B (Binary)
Command type	Answer	String	3	All	sRA	73 52 41
Command	Read device name	String	12	All	LocationName	4C 6F 63 61 74 69 6F 6E 4E 61 6D 65
Value	Array of characters of the following device name	Uint_16	2	All	0d ... +16d (0h ... 10h)	00 00 ... 00 10
Value	Device name	String	16	All	[Device name]	[Device name]

Table 352: Telegram structure: sRA LocationName

**Example: sRA LocationName**

CoLa A	ASCII	<STX>sRA{SPC}LocationName{SPC}D{SPC}OutdoorDevice<ETX>
	Hex	02 73 52 41 20 4C 6F 63 61 74 69 6F 6E 4E 61 6D 65 20 44 20 4F 75 74 64 6F 6F 72 44 65 76 69 63 65 03
CoLa B	Binary	02 02 02 02 00 00 00 17 73 52 41 20 4C 6F 63 61 74 69 6F 6E 4E 61 6D 65 20 00 0D 4F 75 74 64 6F 6F 72 44 65 76 69 63 65 20

Table 353: Example: sRA LocationName

## 4.8.12 Read angle compensation sine



Telegram structure: sRN MCAngleCompSin						
Telegram part	Description	Variable	Length	Sensor	Values CoLa A (ASCII)	Values CoLa B (Binary)
Command type	Read	String	3	All	sRN	73 52 4E
Command	Read angle compensation sine	String	14	All	MCAngleCompSin	4D 43 41 6E 67 6C 65 43 6F 6D 70 53 69 6E

Table 354: Telegram structure: sRN MCAngleCompSin

## Example: sRN MCAngleCompSin

CoLa A	ASCII	<STX>sRN{SPC}MCAngleCompSin<ETX>
	Hex	02 73 52 4E 20 4D 43 41 6E 67 6C 65 43 6F 6D 70 53 69 6E 03
CoLa B	Binary	02 02 02 02 00 00 00 12 73 52 4E 20 4D 43 41 6E 67 6C 65 43 6F 6D 70 53 69 6E 65

Table 355: Example: sRN MCAngleCompSin



Telegram structure: sRA MCAngleCompSin						
Telegram part	Description	Variable	Length	Sensor	Values CoLa A (ASCII)	Values CoLa B (Binary)
Command type	Answer	String	3	All	sRA	73 52 41
Command	Angle compensation sine	String	14	All	MCAngleCompSin	4D 43 41 6E 67 6C 65 43 6F 6D 70 53 69 6E
Amplitude	[1/10000°]	Int_16	2	All	-10000d ... +10000d (D8F0h ... 2710h)	D8 F0 ... 27 10
Phase	[1/10000°]	Int_32	4	All	-3600000d ... +3600000d (FFC91180h ... 36EE80h)	FF C9 11 80 ... 00 36 EE 80
Offset	[1/10000°]	Int_16	2	All	-10000d ... +10000d (D8F0h ... 2710h)	D8 F0 ... 27 10

Table 356: Telegram structure: sRA MCAngleCompSin

**Example: sRA MCAngleCompSin**

CoLa A	ASCII	<STX>sRA{SPC}MCAngleCompSin{SPC}0{SPC}0{SPC}0<ETX>
	Hex	02 73 52 41 20 4D 43 41 6E 67 6C 65 43 6F 6D 70 53 69 6E 20 30 20 30 20 30 03
CoLa B	Binary	02 02 02 02 00 00 00 18 73 52 41 20 4D 43 41 6E 67 6C 65 43 6F 6D 70 53 69 6E 20 00 00 00 00 00 00 00 00 4A

Table 357: Example: sRA MCAngleCompSin

The values of the angular compensation could be retrieved from the memory of the NAV310 to improve the angular measurement accuracy.

The applied formula is:

$$\text{AngleComp} = \text{AngleRaw} + (\text{AngleCompAmp} * \sin(\text{AngleRaw} - \text{AngleCompPhase}) + \text{AngleCompOffset}$$

**Example (C coded):**

```

angleRaw:Raw angle as float in degrees (0.000... 359999)
angleComp:Compensated angle as float in degrees (0.000... 359999)
AngleCompAmp
AngleCompPhase
AngleCompOffset: Compensation parameters as int in 1/1000 degrees
float compensataAngle(float angleRaw)
{
    float angleComp;
    angleRaw += ((float) AngleCompOffset)/1000.0;
    angleRaw += (((float) AngleCompAmp)/1000.0) *
        sin((DEGTORAD * (angle - ((float) AngleCompPhase)/1000.0)));
    return angleComp;
}
    
```

**4.8.13 Reset output counter**



Telegram structure: sMN LIDrstoutpcnt (Authorized client)						
Telegram part	Description	Variable	Length	Sensor	Values CoLa A (ASCII)	Values CoLa B (Binary)
Command type	Method	String	3	All	sMN	73 4D 4E
Command	Reset output counter	String	13	All	LIDrstoutpcnt	4C 49 44 72 73 74 6F 75 74 70 63 6E 74

Table 358: Telegram structure: sMN LIDrstoutpcnt



**Example: sMN LIDrstoutpcnt**

CoLa A	ASCII	<STX>sMN{SPC}LIDrstoutpcnt<ETX>
	Hex	02 73 4D 4E 20 4C 49 44 72 73 74 6F 75 74 70 63 6E 74 03
CoLa B	Binary	02 02 02 02 00 00 00 11 73 4D 4E 20 4C 49 44 72 73 74 6F 75 74 70 63 6E 74 03

Table 359: Example: sMN LIDrstoutpcnt



Telegram structure: sAN LIDrstoutpcnt						
Telegram part	Description	Variable	Length	Sensor	Values CoLa A (ASCII)	Values CoLa B (Binary)
Command type	Answer	String	3	All	sAN	73 41 4E
Command	Reset state	String	13	All	LIDrstoutpcnt	4C 49 44 72 73 74 6F 75 74 70 63 6E 74
Status code	Code number	Bool_1	1	All	Success: 0 Error: 1	Success: 00 Error: 01

Table 360: Telegram structure: sAN LIDrstoutpcnt


**Example: sAN LIDrstoutpcnt**

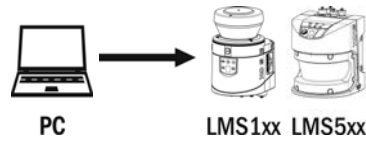
CoLa A	ASCII	<STX>sAN{SPC}LIDrstoutpcnt{SPC}0<ETX>
	Hex	02 73 41 4E 20 4C 49 44 72 73 74 6F 75 74 70 63 6E 74 20 30 03
CoLa B	Binary	02 02 02 02 00 00 00 13 73 41 4E 20 4C 49 44 72 73 74 6F 75 74 70 63 6E 74 20 00 2F

Table 361: Example: sAN LIDrstoutpcnt

4.8.14 Read heating state

**Note**

 It is not allowed to request this telegram in a faster cycle than 10 ms!



Telegram structure: sRN OPheatstateext (no required user level)						
Telegram part	Description	Variable	Length	Sensor	Values CoLa A (ASCII)	Values CoLa B (Binary)
Command type	Read	String	3	All	sRN	73 52 4E
Command		String	14	All	OPheatstateext	4F 50 68 65 61 74 73 74 61 74 65 65 78 74

Table 362: Telegram structure: sRN OPheatstateext

**Example: sRN OPheatstateext**

CoLa A	ASCII	<STX>sRN{SPC}OPheatstateext<ETX>
	Hex	02 73 52 4E 20 4F 50 68 65 61 74 73 74 61 74 65 65 78 74 03
CoLa B	Binary	02 02 02 02 00 00 00 12 73 52 4E 20 4F 50 68 65 61 74 73 74 61 74 65 65 78 74 56

Table 363: Example: sRN OPheatstateext



Telegram structure: sRA OPheatstateext (no required user level)						
Telegram part	Description	Variable	Length	Sensor	Values CoLa A (ASCII)	Values CoLa B (Binary)
Command type	Answer	String	3	All	sRA	73 52 41
Command		String	14	All	OPheatstateext	4F 50 68 65 61 74 73 74 61 74 65 65 78 74

Telegram structure: sRA OPheatstateext (no required user level)						
Telegram part	Description	Variable	Length	Sensor	Values CoLa A (ASCII)	Values CoLa B (Binary)
Heating state	Heating state	Enum_8	1	All	0d = Heating active 1d = Current for heating too low  2d = Heating inactive 3d = Heating not connected	00 01  02 03

Table 364: Telegram structure: sRA OPheatstateext

**Example: sRA OPheatstateext 2**

CoLa A	ASCII	<STX>sRA{SPC}OPheatstateext{SPC}2<ETX>
	Hex	02 73 52 41 20 4F 50 68 65 61 74 73 74 61 74 65 65 78 74 20 32 03
CoLa B	Binary	02 02 02 02 00 00 00 14 73 52 41 20 4F 50 68 65 61 74 73 74 61 74 65 65 78 74 20 02 7B

Table 365: Example: sRA OPheatstateext 2


## 4.9 Interfaces

### 4.9.1 Set IP address



#### IMPORTANT

- ▶ Save permanently to set values. Changes will be active after rebooting the device.
- ▶ Settings must correspond with network in which scanner is used. Else device cannot be found any more.




Telegram structure: sWN EllpAddr (Authorized client)						
Telegram part	Description	Variable	Length	Sensor	Values CoLa A (ASCII)	Values CoLa B (Binary)
Command type	Write	String	3	All	sWN	73 57 4E
Command	Set IP address	String	8	All	EllpAddr	45 49 49 50 41 64 64 72
IP address	Set values in hex	Uint_32	4	All	00 00 00 00h ... FF FF FF FFh (decimal values unwieldy)	00 00 00 00 ... FF FF FF FF

Table 366: Telegram structure: sWN EllpAddr

#### Example: sWN EllpAddr 192.168.0.2

CoLa A	ASCII	<STX>sWN{SPC}EllpAddr{SPC}C0{SPC}A8{SPC}0{SPC}2<ETX>
	Hex	02 73 57 4E 20 45 49 49 70 41 64 64 72 20 43 30 20 41 38 20 30 20 32 03
CoLa B	Binary	02 02 02 02 00 00 00 11 73 57 4E 20 45 49 49 70 41 64 64 72 20 C0 A8 00 02 05

Table 367: Example: sWN EllpAddr 192.168.0.2



Telegram structure: sWA EllpAddr						
Telegram part	Description	Variable	Length	Sensor	Values CoLa A (ASCII)	Values CoLa B (Binary)
Command type	Answer	String	3	All	sWA	73 57 41
Command	Set IP address	String	8	All	EllpAddr	45 49 49 50 41 64 64 72


Table 368: Telegram structure: sWA EllpAddr

**Example: sWA EllpAddr**

CoLa A	ASCII	<STX>sWA{SPC}EllpAddr<ETX >
	Hex	02 73 57 41 20 45 49 49 70 41 64 64 72 03
CoLa B	Binary	02 02 02 02 00 00 00 0D 73 57 41 20 45 49 49 70 41 64 64 72 63

Table 369: Example: sWA EllpAddr

4.9.2 Read IP address




Telegram structure: sRN EIPAddr						
Telegram part	Description	Variable	Length	Sensor	Values CoLa A (ASCII)	Values CoLa B (Binary)
Command type	Read	String	3	All	sRN	73 52 4E
Command	Read IP address	String	8	All	EIPAddr	45 49 49 50 41 64 64 72

Table 370: Telegram structure: sRN EIPAddr

Example: srN EIPAddr

CoLa A	ASCII	<STX>srN(SPC)EIPAddr<ETX>
	Hex	02 73 57 4E 20 45 49 49 70 41 64 64 72 03
CoLa B	Binary	02 02 02 02 00 00 00 0C 73 52 4E 20 45 49 49 70 41 64 64 72 49

Table 371: Example: srN EIPAddr



Telegram structure: sRA EIPAddr						
Telegram part	Description	Variable	Length	Sensor	Values CoLa A (ASCII)	Values CoLa B (Binary)
Command type	Answer	String	3	All	sRA	73 52 41
Command	Set IP address	String	8	All	EIPAddr	45 49 49 50 41 64 64 72
IP address	Set values in hex	Uint_32	4	All	00 00 00 00h ... FF FF FF FFh (decimal values unwieldy)	00 00 00 00 ... FF FF FF FF

Table 372: Telegram structure: sRA EIPAddr

**Example: sRA ElIpAddr 192.168.0.2**

CoLa A	ASCII	<STX>sRA{SPC}ElIpAddr{SPC}C0{SPC}A8{SPC}00{SPC}02<ETX>
	Hex	02 73 57 41 20 45 49 49 70 41 64 64 72 03
CoLa B	Binary	02 02 02 02 00 00 00 11 73 52 41 20 45 49 49 70 41 64 64 72 20 C0 A8 00 02 0C

Table 373: Example: sRA ElIpAddr 192.168.0.2


### 4.9.3 Set Ethernet gateway

Change Ethernet gateway IP address (TCP/IP)



#### IMPORTANT

- ▶ Save permanently to set values. Changes will be active after rebooting the device.
- ▶ Settings must correspond with network in which scanner is used. Else device cannot be found anymore.




Telegram structure: sWN Elgate						
Telegram part	Description	Variable	Length	Sensor	Values CoLa A (ASCII)	Values CoLa B (Binary)
Command type	Write	String	3	All	sWN	73 57 4E
Command	Set gateway adress	String	6	All	Elgate	45 49 67 61 74 65
Gateway address	Set values in hex	Uint_32	4	All	00 00 00 00h ... FF FF FF FFh (decimal values unwieldy)	00 00 00 00 ... FF FF FF FF

Table 374: Telegram structure: sWN Elgate

**Example: sWN Elgate 192.168.0.1**

CoLa A	ASCII	<STX>sWN{SPC}Elgate {SPC}C0{SPC}A8{SPC}00{SPC}01<ETX>
	Hex	02 73 57 4E 20 45 49 67 61 74 65 20 43 30 20 41 38 20 30 30 20 30 31 03
CoLa B	Binary	02 02 02 02 00 00 00 0F 73 57 4E 20 45 49 67 61 74 65 20 C0 A8 00 01 5A

Table 375: Example: sWN Elgate 192.168.0.1



Telegram structure: sWA Elgate						
Telegram part	Description	Variable	Length	Sensor	Values CoLa A (ASCII)	Values CoLa B (Binary)
Command type	Answer	String	3	All	sWA	73 57 41
Command	Set gateway address	String	6	All	Elgate	45 49 67 61 74 65

Table 376: Telegram structure: sWA Elgate


**Example: sWA Elgate**

CoLa A	ASCII	<STX>sWA[SPC]Elgate<ETX>
	Hex	02 73 57 41 20 45 49 67 61 74 65 03
CoLa B	Binary	02 02 02 02 00 00 00 0A 73 57 41 20 45 49 67 61 74 65 5E

Table 377: Example: sWA Elgate

**4.9.4 Read Ethernet gateway**

Read for the Ethernet gateway (TCP/IP)



Telegram structure: sRN Elgate						
Telegram part	Description	Variable	Length	Sensor	Values CoLa A (ASCII)	Values CoLa B (Binary)
Command type	Read	String	3	All	sRN	73 52 4E
Command	Read gateway address	String	6	All	Elgate	45 49 67 61 74 65


Table 378: Telegram structure: sRN Elgate



**Example: sRN Elgate**

CoLa A	ASCII	<STX>sRN{SPC}Elgate<ETX>
	Hex	02 73 52 4E 20 45 49 67 61 74 65 03
CoLa B	Binary	02 02 02 02 00 00 00 0A 73 52 4E 20 45 49 67 61 74 65 54

Table 379: Example: sRN Elgate

**Telegram structure: sRA Elgate**

Telegram part	Description	Variable	Length	Sensor	Values CoLa A (ASCII)	Values CoLa B (Binary)
Command type	Answer	String	3	All	sRA	73 52 41
Command	Read gateway address	String	6	All	Elgate	45 49 67 61 74 65
Gateway address	Values in hex	Uint_32	4	All	00 00 00 00h ... FF FF FF FFh (decimal values unwieldy)	00 00 00 00 ... FF FF FF FF

Table 380: Telegram structure: sRA Elgate

**Example: sRA Elgate 192.168.0.1**


CoLa A	ASCII	<STX>sRA{SPC}Elgate{SPC}C0{SPC}A8{SPC}00{SPC}01<ETX>
	Hex	02 73 52 41 20 45 49 67 61 74 65 20 C0 A8 00 01 03
CoLa B	Binary	02 02 02 02 00 00 00 0F 73 52 41 20 45 49 67 61 74 65 20 C0 A8 00 01 12

Table 381: Example: sRA Elgate 192.168.0.1

#### 4.9.5 Set IP mask

**IMPORTANT**

- ▶ Save permanently to set values. Changes will be active after rebooting the device.
- ▶ Settings must correspond with network in which scanner is used. Else device cannot be found any more.




Telegram structure: sWN Elmask						
Telegram part	Description	Variable	Length	Sensor	Values CoLa A (ASCII)	Values CoLa B (Binary)
Command type	Write	String	3	All	sWN	73 57 4E
Command	Set IP mask	String	6	All	Elmask	45 49 6D 61 73 6B
IP mask	Set values in hex	Uint_32	4	All	00 00 00 00h ... FF FF FF FFh (decimal values unwieldy)	00 00 00 00 ... FF FF FF FF

Table 382: Telegram structure: sWN Elmask

**Example: sWN Elmask 255.255.254.0**

CoLa A	ASCII	<STX>sWN{SPC}Elmask{SPC}FF{SPC}FF{SPC}FE{SPC}00<ETX>
	Hex	02 73 57 4E 20 45 49 6D 61 73 6B 20 46 46 20 46 46 20 46 45 20 30 30 03
CoLa B	Binary	02 02 02 02 00 00 00 0F 73 57 4E 20 45 49 6D 61 73 6B 20 FF FF FE 00 8C

Table 383: Example: sWN Elmask 255.255.254.0




Telegram structure: sWA Elmask						
Telegram part	Description	Variable	Length	Sensor	Values CoLa A (ASCII)	Values CoLa B (Binary)
Command type	Answer	String	3	All	sWA	73 57 41
Command	Set IP mask	String	6	All	Elmask	45 49 6D 61 73 6B

Table 384: Telegram structure: sWA Elmask

**Example: sWA Elmask**

CoLa A	ASCII	<STX>sWA{SPC}Elmask<ETX>
	Hex	02 73 57 41 20 45 49 6D 61 73 6B 03
CoLa B	Binary	02 02 02 02 00 00 00 0A 73 57 41 20 45 49 6D 61 73 6B 63

Table 385: Example: sWA Elmask

**4.9.6 Read IP mask**


Telegram structure: sRN Elmask						
Telegram part	Description	Variable	Length	Sensor	Values CoLa A (ASCII)	Values CoLa B (Binary)
Command type	Read	String	3	All	sRN	73 52 4E
Command	Read IP mask	String	6	All	Elmask	45 49 6D 61 73 6B

Table 386: Telegram structure: sRN Elmask

**Example: sRN Elmask**

CoLa A	ASCII	<STX>sRN{SPC}Elmask<ETX>
	Hex	02 73 52 4E 20 45 49 6D 61 73 6B 03
CoLa B	Binary	02 02 02 02 00 00 00 0A 73 52 4E 20 45 49 6D 61 73 6B 57

Table 387: Example: sRN Elmask



Telegram structure: sRA Elmask						
Telegram part	Description	Variable	Length	Sensor	Values CoLa A (ASCII)	Values CoLa B (Binary)
Command type	Answer	String	3	All	sRA	73 52 41
Command	Read IP mask	String	6	All	Elmask	45 49 6D 61 73 6B
IP mask	Values in hex	Uint_32	4	All	00 00 00 00h ... FF FF FF FFh (decimal values unwieldy)	00 00 00 00 ... FF FF FF FF

Table 388: Telegram structure: sRA Elmask

**Example: sRA Elmask 255.255.254.0**

CoLa A	ASCII	<STX>sRA{SPC}Elmask{SPC}FF{SPC}FF{SPC}FE{SPC}00<ETX> <STX>sRN{SPC}Elmask<ETX>
	Hex	02 73 52 41 20 45 49 6D 61 73 6B 20 45 49 6D 61 73 6B 03
CoLa B	Binary	02 02 02 02 00 00 00 0F 73 52 41 20 45 49 6D 61 73 6B 20 FF FF FE 00 86

Table 389: Example: sRA Elmask 255.255.254.0

## 4.9.7 Set baud rate for host interface



Telegram structure: sWN SIHstBaud (Authorized client)						
Telegram part	Description	Variable	Length	Sensor	Values CoLa A (ASCII)	Values CoLa B (Binary)
Command type	Write	String	3	All	sWN	73 57 4E
Command	Set baud rate for host interface	String	9	All	SIHstBaud	53 49 48 73 74 42 61 75 64
Baud rate data	Baud rate data for host interface	Enum_8	1	All	9600: +5d (05h) 19200: +6d (06h) 38400: +7d (07h) 57600: +8d (08h) 115200: +9d (09h)	9600: 05 19200: 06 38400: 07 57600: 08 115200: 09
				LMS1xx, LMS5xx	250000: +10d (0Ah) 500000: +11d (0Bh)	250000: 0A 500000: 0B

Table 390: Telegram structure: sWN SIHstBaud

## Example: sWN SIHstBaud

CoLa A	ASCII	<STX>sWN{SPC}SIHstBaud{SPC}+8<ETX>
	Hex	02 73 57 4E 20 53 49 48 73 74 42 61 75 64 20 08 03
CoLa B	Binary	02 02 02 02 00 00 00 0F 73 57 4E 20 53 49 48 73 74 42 61 75 64 20 08 05

Table 391: Example: sWN SIHstBaud



Telegram structure: sWA SIHstBaud						
Telegram part	Description	Variable	Length	Sensor	Values CoLa A (ASCII)	Values CoLa B (Binary)
Command type	Answer	String	3	All	sWA	73 57 41
Command	Set baud rate for host interface	String	9	All	SIHstBaud	53 49 48 73 74 42 61 75 64

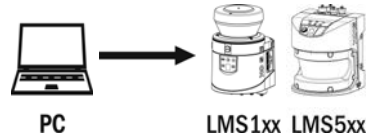
Table 392: Telegram structure: sWA SIHstBaud

**Example: sWA SIHstBaud**

CoLa A	ASCII	<STX>sWA{SPC}SIHstBaud <ETX>
	Hex	02 73 57 41 20 53 49 48 73 74 42 61 75 64 03
CoLa B	Binary	02 02 02 02 00 00 00 0E 73 57 41 20 53 49 48 73 74 42 61 75 64 20 02

Table 393: Example: sWA SIHstBaud

**4.9.8 Read baud rate of host interface**



Telegram structure: sRN SIHstBaud						
Telegram part	Description	Variable	Length	Sensor	Values CoLa A (ASCII)	Values CoLa B (Binary)
Command type	Read	String	3	All	sRN	73 52 4E
Command	Read baud rate of host interface	String	9	All	SIHstBaud	53 49 48 73 74 42 61 75 64

Table 394: Telegram structure: sRN SIHstBaud

**Example: sRN SIHstBaud**

CoLa A	ASCII	<STX>sRN{SPC}SIHstBaud <ETX>
	Hex	02 73 52 4E 20 53 49 48 73 74 42 61 75 64 03
CoLa B	Binary	02 02 02 02 00 00 00 0D 73 52 4E 20 53 49 48 73 74 42 61 75 64 28

Table 395: Example: sRN SIHstBaud



Telegram structure: sRA SIHstBaud						
Telegram part	Description	Variable	Length	Sensor	Values CoLa A (ASCII)	Values CoLa B (Binary)
Command type	Answer	String	3	All	sRA	73 52 41
Command	Read baud rate of host interface	String	9	All	SIHstBaud	53 49 48 73 74 42 61 75 64
Baud rate data	Baud rate data of host interface	Enum_8	1	All	9600: 5d (05h) 19200: 6d (06h) 38400: 7d (07h) 57600: 8d (08h) 115200: 9d (09h)	9600: 05 19200: 06 38400: 07 57600: 08 115200: 09
				LMS1xx, LMS5xx	250000: 10d (0Ah) 500000: 11d (0Bh)	250000: 0A 500000: 0B

Table 396: Telegram structure: sRA SIHstBaud

**Example: sRA SIHstBaud**

CoLa A	ASCII	<STX>sRA{SPC}SIHstBaud{SPC}8<ETX>
	Hex	02 73 52 41 20 53 49 48 73 74 42 61 75 64 20 08 03
CoLa B	Binary	02 02 02 02 00 00 00 0F 73 52 41 20 53 49 48 73 74 42 61 75 64 20 08 0F

Table 397: Example: sRA SIHstBaud

4.9.9 Set interface type



Telegram structure: sWN SIHstHw (Authorized client)						
Telegram part	Description	Variable	Length	Sensor	Values CoLa A (ASCII)	Values CoLa B (Binary)
Command type	Write	String	3	All	sWN	73 57 4E
Command	Set hardware settings for host interface	String	7	All	SIHstHw	53 49 48 73 74 48 77
Interface type data	Hardware settings data for host interface	Enum_8	1	All	TX_RS232: 0 TX_RS485_2WIRE: 1 TX_RS422_485_4WIRE: 2	TX_RS232: 00 TX_RS485_2WIRE: 01 TX_RS422_485_4WIRE: 02

Table 398: Telegram structure: sWN SIHstHw

Example: sWN SIHstHw

CoLa A	ASCII	<STX>sWN[SPC]SIHstHw[SPC]0<ETX>
	Hex	02 73 57 4E 20 53 49 48 73 74 48 77 20 00 03
CoLa B	Binary	02 02 02 02 00 00 00 0D 73 57 4E 20 53 49 48 73 74 48 77 20 00 00

Table 399: Example: sWN SIHstHw



Telegram structure: sWA SIHstHw						
Telegram part	Description	Variable	Length	Sensor	Values CoLa A (ASCII)	Values CoLa B (Binary)
Command type	Answer	String	3	All	sWA	73 57 41
Command	Set hardware settings for host interface	String	7	All	SIHstHw	53 49 48 73 74 48 77

Table 400: Telegram structure: sWA SIHstHw



**Example: sWA SIHstHw**

CoLa A	ASCII	<STX>sWA{SPC}SIHstHw<ETX>
	Hex	02 73 57 41 20 53 49 48 73 74 48 77 03
CoLa B	Binary	02 02 02 02 00 00 00 0C 73 57 41 20 53 49 48 73 74 48 77 20 0F

Table 401: Example: sWA SIHstHw

#### 4.9.10 Read interface type



Telegram structure: sRN SIHstHw						
Telegram part	Description	Variable	Length	Sensor	Values CoLa A (ASCII)	Values CoLa B (Binary)
Command type	Read	String	3	All	sRN	73 52 4E
Command	Read hardware settings of host interface	String	7	All	SIHstHw	53 49 48 73 74 48 77

Table 402: Telegram structure: sRN SIHstHw

**Example: sRN SIHstHw**

CoLa A	ASCII	<STX>sRN{SPC}SIHstHw<ETX>
	Hex	02 73 52 4E 20 53 49 48 73 74 48 77 03
CoLa B	Binary	02 02 02 02 00 00 00 0B 73 52 4E 20 53 49 48 73 74 48 77 25

Table 403: Example: sRN SIHstHw



Telegram structure: sRA SIHstHw						
Telegram part	Description	Variable	Length	Sensor	Values CoLa A (ASCII)	Values CoLa B (Binary)
Command type	Answer	String	3	All	sRA	73 52 41
Command	Read hardware settings of host interface	String	7	All	SIHstHw	53 49 48 73 74 48 77
Interface type data	Hardware settings data of host interface	Enum_8	1	All	TX_RS232: 0 TX_RS485_2WIRE: 1 TX_RS422_485_4WIRE: 2	TX_RS232: 00 TX_RS485_2WIRE: 01 TX_RS422_485_4WIRE: 02

Table 404: Telegram structure: sRA SIHstHw

**Example: sRA SIHstHw**

CoLa A	ASCII	<STX>sRA{SPC}SIHstHw{SPC}0<ETX>
	Hex	02 73 57 41 20 53 49 48 73 74 48 77 20 00 03
CoLa B	Binary	02 02 02 02 00 00 00 0D 73 52 41 20 53 49 48 73 74 48 77 20 00 0A

Table 405: Example: sRA SIHstHw

## 4.9.11 Set function front panel



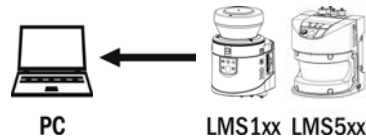
Telegram structure: sWN LMLfpFcn (Authorized client)						
Telegram part	Description	Variable	Length	Sensor	Values CoLa A (ASCII)	Values CoLa B (Binary)
Command type	Write	String	3	All	sWN	73 57 4E
Command	Set function of the front panel	String	8	All	LMLfpFcn	4C 4D 4C 66 70 46 63 6E
Reserved	Reserved	Bool_1	1	All	1	01
LED function Q1/Q2	Code number	Enum_8	1	All	No function: 0 Application: 1 Command: 2	No function: 00 Application: 01 Command: 02
LED function OK/Stop	Code number	Enum_8	1	All	Application: 0 Command: 1	Application: 00 Command: 01
Display function	Code number	Enum_8	1	All	No function: 0 Application: 1 Command: 2	No function: 00 Application: 01 Command: 02

Table 406: Telegram structure: sWN LMLfpFcn

## Example: sWN LMLfpFcn

CoLa A	ASCII	<STX>sWN{SPC}LMLfpFcn{SPC}1{SPC}1{SPC}0{SPC}1<ETX>
	Hex	02 73 57 4E 20 4C 4D 4C 66 70 46 63 6E 20 31 20 31 20 30 20 31 03
CoLa B	Binary	02 02 02 02 00 00 00 11 73 57 4E 20 4C 4D 4C 66 70 46 63 6E 20 01 01 00 01 7B

Table 407: Example: sWN LMLfpFcn



Telegram structure: sWA LMLfpFcn						
Telegram part	Description	Variable	Length	Sensor	Values CoLa A (ASCII)	Values CoLa B (Binary)
Command type	Answer	String	3	All	sWA	73 57 41
Command	Front panel function	String	8	All	LMLfpFcn	4C 4D 4C 66 70 46 63 6E

Table 408: Telegram structure: sWA LMLfpFcn

**Example: sWA LMLfpFcn**

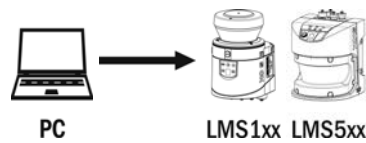
CoLa A	ASCII	<STX>sWA{SPC}LMLfpFcn<ETX >
	Hex	02 73 57 41 20 4C 4D 4C 66 70 46 63 6E 03
CoLa B	Binary	02 02 02 02 00 00 00 0D 73 57 41 20 4C 4D 4C 66 70 46 63 6E 75

Table 409: Example: sWA LMLfpFcn

**4.9.12 Set front LEDs**

To use this command, it is necessary to set the function of the LED to “Command” (use sWN LMLfpFcn), otherwise this command will have no influence to the LEDs.

OK and Stop LED can only alternate, if one is switched on, the other will turn automatically off.



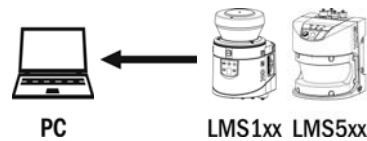
Telegram structure: sMN mLMLSetLed						
Telegram part	Description	Variable	Length	Sensor	Values CoLa A (ASCII)	Values CoLa B (Binary)
Command type	Method	String	3	All	sMN	73 4D 4E
Command	Set front LED	String	10	All	mLMLSetLed	6D 4C 4D 4C 53 65 74 4C 65 64
LED	LED to turn on/off	Int_8	1	All	Stop: 1 OK: 2 Q1: 3 Q2: 4	Stop: 01 OK: 02 Q1: 03 Q2: 04
Status	On or Off	Int_8	1	All	On: 1 Off: 0	On: 01 Off: 00

Table 410: Telegram structure: sMN mLMLSetLed

**Example: sMN mLMLSetLed 1 1 (Stop LED)**

CoLa A	ASCII	<STX>sMN{SPC}mLMLSetLed{SPC}1{SPC}1<ETX>
	Hex	02 73 4D 4E 20 6D 4C 4D 4C 53 65 74 4C 65 64 20 31 20 31 03
CoLa B	Binary	02 02 02 02 00 00 00 12 73 4D 4E 20 6D 4C 4D 4C 53 65 74 4C 65 64 20 01 20 01 7F

Table 411: Example: sMN mLMLSetLed 1 1 (Stop LED)

**Telegram structure: sAN mLMLSetLed**

Telegram part	Description	Variable	Length	Sensor	Values CoLa A (ASCII)	Values CoLa B (Binary)
Command type	Answer	String	3	All	sAN	73 41 4E
Command	Front LED	String	10	All	mLMLSetLed	6D 4C 4D 4C 53 65 74 4C 65 64
Status code	Code number	Bool_1	1	All	Error: 0 Success: 1	Error: 00 Success: 01

Table 412: Telegram structure: sAN mLMLSetLed

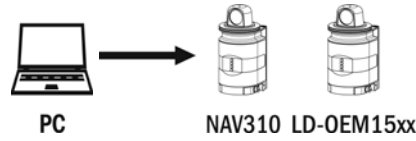
**Example: sAN mLMLSetLed**

CoLa A	ASCII	<STX>sAN{SPC}mLMLSetLed{SPC}0<ETX>
	Hex	02 73 41 4E 20 6D 4C 4D 4C 53 65 74 4C 65 64 20 00 03
CoLa B	Binary	02 02 02 02 00 00 00 10 73 41 4E 20 6D 4C 4D 4C 53 65 74 4C 65 64 20 00 53

Table 413: Example: sAN mLMLSetLed

4.9.13 Set function of LED1

With this command the operation of LED1 can be defined. Either it has no function (00), it flashes when output Q1 or application is active (01) or it can be turned on and off (02) by another telegram command (sMN mHMISetLed).



Telegram structure: sWN HMIfpFcn_Y1 (Authorized client)						
Telegram part	Description	Variable	Length	Sensor	Values CoLa A (ASCII)	Values CoLa B (Binary)
Command type	Write	String	3	All	sWN	73 57 4E
Command	Set function of the front panel LED1	String	11	All	HMIfpFcn_Y1	48 4D 49 66 70 46 63 6E 5F 59 31
LED1 function Q1	Code number	Enum_8	1	All	No function: 0 Application: 1 Command: 2	No function: 00 Application: 01 Command: 02

Table 414: Telegram structure: sWN HMIfpFcn\_Y1

Example: sWN HMIfpFcn\_Y1 = Command

CoLa A	ASCII	<STX>sWN{SPC}HMIfpFcn_Y1{SPC}2<ETX>
	Hex	02 73 57 4E 20 48 4D 49 66 70 46 63 6E 5F 59 31 20 32 03
CoLa B	Binary	02 02 02 02 00 00 00 11 73 57 4E 20 48 4D 49 66 70 46 63 6E 5F 59 31 20 02 4E

Table 415: Example: sWN HMIfpFcn\_Y1 = Command



Telegram structure: sWA HMIfpFcn_Y1						
Telegram part	Description	Variable	Length	Sensor	Values CoLa A (ASCII)	Values CoLa B (Binary)
Command type	Answer	String	3	All	sWA	73 57 41
Command	LED1 function	String	11	All	HMIfpFcn_Y1	48 4D 49 66 70 46 63 6E 5F 59 31

Table 416: Telegram structure: sWA HMIfpFcn\_Y1

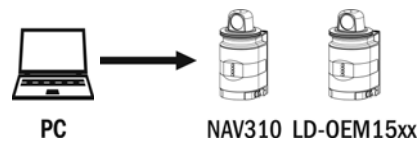
**Example: sWA HMIfpFcn\_Y1**

CoLa A	ASCII	<STX>sWA{SPC}HMIfpFcn_Y1<ETX>
	Hex	02 73 57 41 20 48 4D 49 66 70 46 63 6E 5F 59 31 03
CoLa B	Binary	02 02 02 02 00 00 00 0F 73 57 41 20 48 4D 49 66 70 46 63 6E 5F 59 31 63

Table 417: Example: sWA HMIfpFcn\_Y1

#### 4.9.14 Set function of LED2

With this command the operation of LED2 can be defined. Either it has no function (00), it flashes when output Q2 or application is active (01) or it can be turned on and off (02) by another telegram command (sMN mHMISetLed).



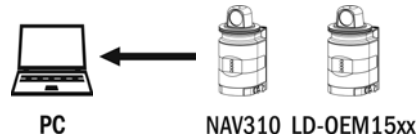
Telegram structure: sWN HMIfpFcn_Y2 (Authorized client)						
Telegram part	Description	Variable	Length	Sensor	Values CoLa A (ASCII)	Values CoLa B (Binary)
Command type	Write	String	3	All	sWN	73 57 4E
Command	Set function of the front panel LED2	String	11	All	HMIfpFcn_Y2	48 4D 49 66 70 46 63 6E 5F 59 32
LED2 function Q2	Code number	Enum_8	1	All	No function: 0 Application: 1 Command: 2	No function: 00 Application: 01 Command: 02

Table 418: Telegram structure: sWN HMIfpFcn\_Y2

**Example: sWN HMIfpFcn\_Y2 = Command**

CoLa A	ASCII	<STX>sWN{SPC}HMIfpFcn_Y2{SPC}2<ETX>
	Hex	02 73 57 4E 20 48 4D 49 66 70 46 63 6E 5F 59 32 20 32 03
CoLa B	Binary	02 02 02 02 00 00 00 11 73 57 4E 20 48 4D 49 66 70 46 63 6E 5F 59 32 20 02 7D

Table 419: Example: sWN HMIfpFcn\_Y2 = Command



Telegram structure: sWA HMIfpFcn_Y2						
Telegram part	Description	Variable	Length	Sensor	Values CoLa A (ASCII)	Values CoLa B (Binary)
Command type	Answer	String	3	All	sWA	73 57 41
Command	LED2 function	String	11	All	HMIfpFcn_Y2	48 4D 49 66 70 46 63 6E 5F 59 32

Table 420: Telegram structure: sWA HMIfpFcn\_Y2

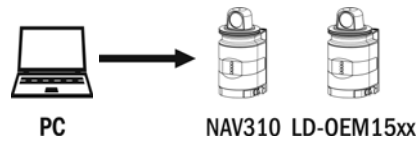
**Example: sWA HMIfpFcn\_Y2**

CoLa A	ASCII	<STX>sWA{SPC}HMIfpFcn_Y2<ETX>
	Hex	02 73 57 41 20 48 4D 49 66 70 46 63 6E 5F 59 32 03
CoLa B	Binary	02 02 02 02 00 00 00 0F 73 57 41 20 48 4D 49 66 70 46 63 6E 5F 59 32 60

Table 421: Example: sWA HMIfpFcn\_Y2

**4.9.15 Switch on/off LED1 or LED2**

With this command the LEDs can be switched on and off (e.g. to locate the sensor or test the connection). As a prerequisite, the operation of LED1 and LED2 must have been set to the right function (sWN HMIfpFcn\_).



Telegram structure: sMN mHMISetLed						
Telegram part	Description	Variable	Length	Sensor	Values CoLa A (ASCII)	Values CoLa B (Binary)
Command type	Method	String	3	All	sMN	73 4D 4E
Command	Set function of the front panel	String	10	All	mHMISetLed	6D 48 4D 49 53 65 74 4C 65 64
LED number 1/2	LED number	Uint_8	1	All	LED 1: 3 LED 2: 4	LED 1: 03 LED 2: 04
LED function off/on	Code number	Uint_8	1	All	Off: 0 On: 1	Off: 00 On: 01

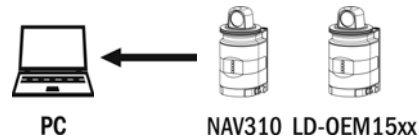
Table 422: Telegram structure: sMN mHMISetLed



**Example: sMN mHMISetLed 1 = On**

CoLa A	ASCII	<STX>sMN{SPC}mHMISetLed{SPC}3{SPC}1<ETX>
	Hex	02 73 4D 4E 20 6D 48 4D 49 53 65 74 4C 65 64 20 33 20 31 03
CoLa B	Binary	02 02 02 02 00 00 00 12 73 4D 4E 20 6D 48 4D 49 53 65 74 4C 65 64 20 03 20 01 7C

Table 423: Example: sMN mHMISetLed 1 = On

**Telegram structure: sAN mHMISetLed**

Telegram part	Description	Variable	Length	Sensor	Values CoLa A (ASCII)	Values CoLa B (Binary)
Command type	Answer	String	3	All	sAN	73 41 4E
Command	LED status	String	10	All	mHMISetLed	6D 48 4D 49 53 65 74 4C 65 64
Result	Code number	Bool_1	1	All	No success: 0 Success: 1	No success: 00 Success: 01

Table 424: Telegram structure: sAN mHMISetLed


**Example: sAN mHMISetLed 01**

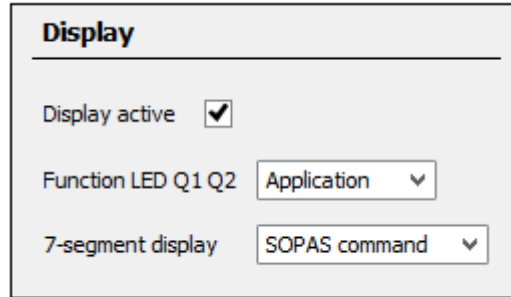
CoLa A	ASCII	<STX>sAN{SPC}mHMISetLed{SPC}1<ETX>
	Hex	02 73 41 4E 20 6D 48 4D 49 53 65 74 4C 65 64 20 31 03
CoLa B	Binary	02 02 02 02 00 00 00 10 73 41 4E 20 6D 48 4D 49 53 65 74 4C 65 64 20 01 53

Table 425: Example: sAN mHMISetLed 01

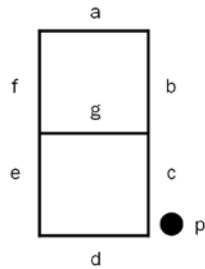
4.9.16 Set 7-segment display to specific symbol or number

**Precondition**

 It is mandatory to define that the 7-segment display should react to SOPAS commands. This option needs to be activated using the engineering tool “SOPAS”. Choose “SOPAS command” in the drop-down list for the 7-segment display (as shown in the figure below). Afterwards the segments of the display can be set via telegram.



The display is consisting of the segments A-P:



The segments A-G are operated using the bits 0 to 6, the segment P using bit 7:

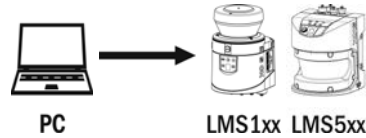
Segment	p	g	f	e	d	c	b	a
Related bit	7	6	5	4	3	2	1	0

Example: Showing the number “7” on the display:

Segment	p	g	f	e	d	c	b	a
On/Off for showing the required symbol	off	off	off	off	off	on	on	on
Binary	0	0	0	0	0	1	1	1

Transfer binary into ASCII:

00000111 bin ≙ 07 ASCII (30 37hex)



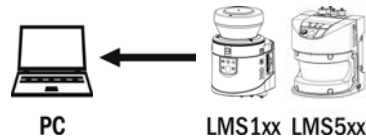
Telegram structure: sMN mLMLSetDisp (no required user level)						
Telegram part	Description	Variable	Length	Sensor	Values CoLa A (ASCII)	Values CoLa B (Binary)
Command type	Request (SOPAS method by name)	String	3	All	sMN	73 4D 4E
Command	Set 7-segment display	String	11	All	mLMLSetDisp	6D 4C 4D 4C 53 65 74 44 69 73 70
Display	7-segment display in the display of the LMS. The segments A-G are operated using the bits 0 to 6, the point P using bit 7.	Uint_8	1	All	00h display off ... 07h display 7 ... FFh display completely on	LMS1xx: 00 ... 07 ... FF  LMS5xx: 30 30 ... 30 37 ... 46 46

Table 426: Telegram structure: sMN mLMLSetDisp

**Example: sMN mLMLSetDisp 07 (Showing the number “7” on the display)**

CoLa A	ASCII	<STX>sMN{SPC}mLMLSetDisp{SPC}07<ETX>
	Hex	02 73 4D 4E 20 6D 4C 4D 4C 53 65 74 44 69 73 70 20 30 37 03
CoLa B	Binary	LMS1xx: 02 02 02 02 00 00 00 11 73 4D 4E 20 6D 4C 4D 4C 53 65 74 44 69 73 70 20 07 3B
		LMS5xx: 02 02 02 02 00 00 00 12 73 4D 4E 20 6D 4C 4D 4C 53 65 74 44 69 73 70 20 30 37 3B

Table 427: Example: sMN mLMLSetDisp 07 (Showing the number “7” on the display)



Telegram structure: sAN mLMLSetDisp (no required user level)						
Telegram part	Description	Variable	Length	Sensor	Values CoLa A (ASCII)	Values CoLa B (Binary)
Command type	Answer (SOPAS answer)	String	3	All	sAN	73 41 4E
Command	Set 7-segment display	String	11	All	mLMLSetDisp	6D 4C 4D 4C 53 65 74 44 69 73 70
ErrorCode	The command has been accepted if the error code 1 is returned.	Enum8	1	All	0 error 1 no error	LMS1xx: 00 error 01 no error LMS5xx: 30 error 31 no error

Table 428: Telegram structure: sAN mLMLSetDisp

**Example: sAN mLMLSetDisp 1**

CoLa A	ASCII	<STX>sAN{SPC}mLMLSetDisp{SPC}1<ETX >
	Hex	02 73 41 4E 20 6D 4C 4D 4C 53 65 74 44 69 73 70 20 31 03
CoLa B	Binary	02 02 02 02 00 00 00 11 73 41 4E 20 6D 4C 4D 4C 53 65 74 44 69 73 70 20 01 31

Table 429: Example: sAN mLMLSetDisp 1

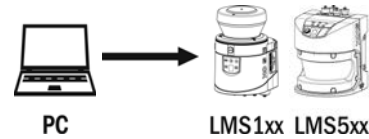
## 4.9.17 Switching CoLa dialect on ethernet host port

**Note**

It is not allowed to use this telegram in a faster cycle than 10 ms!

After switching the CoLa dialect by this telegram, you have to store the changes permanently and reboot the sensor to activate the chosen CoLA dialect.

Binary CRC32 is available since the firmware version V1.80.0



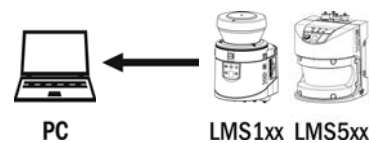
Telegram structure: sWN EIHstCola (user level 'authorized client' required)						
Telegram part	Description	Variable	Length	Sensor	Values CoLa A (ASCII)	Values CoLa B (Binary)
Command type	Read	String	3	All	sWN	73 57 4E
Command		String	9	All	EIHstCola	45 49 48 73 74 43 6F 6C 61
CoLa dialect	CoLa dialect	Enum_8	1	All	0d = CoLa ASCII 1d = CoLa Binary 2d = Binary CRC32	00 01 02

Table 430: Telegram structure: sMN EIHstCola

**Example: sWN EIHstCola 0**

CoLa A	ASCII	<STX>sWN{SPC}EIHstCola{SPC}0<ETX>
	Hex	02 73 57 4E 20 45 49 48 73 74 43 6F 6C 61 20 30 03
CoLa B	Binary	02 02 02 02 00 00 00 0F 73 57 4E 20 45 49 48 73 74 43 6F 6C 61 20 00 08

Table 431: Example: sWN EIHstCola 0



Telegram structure: sWA EIHstCola (user level 'authorized client' required)						
Telegram part	Description	Variable	Length	Sensor	Values CoLa A (ASCII)	Values CoLa B (Binary)
Command type	Answer	String	3	All	sWA	73 57 41
Command		String	9	All	EIHstCola	45 49 48 73 74 43 6F 6C

Telegram structure: sWA EIHstCola (user level 'authorized client' required)						
Telegram part	Description	Variable	Length	Sensor	Values CoLa A (ASCII)	Values CoLa B (Binary)
						61

Table 432: Telegram structure: sWA EIHstCola

**Example: sWA EIHstCola**

CoLa A	ASCII	<STX>sWA{SPC}EIHstCola<ETX>
	Hex	02 73 57 41 20 45 49 48 73 74 43 6F 6C 61 03
CoLa B	Binary	02 02 02 02 00 00 00 0E 73 57 41 20 45 49 48 73 74 43 6F 6C 61 20 07

Table 433: Example: sWA EIHstCola

## 4.10 Application

### 4.10.1 Request status change of monitoring fields on event

#### Precondition



Necessary sensor setup:

1. Setup detection fields
2. Setup evaluation cases and assign outputs to the evaluation cases

Advantage of this telegram:

Status of the evaluation case (1=field free, 2=detecting or 3=infringement) is transmitted if there is a status change of the monitoring field within the application.

For example if the object size in the field exceeds the set object size parameter but the duration of the object inside the field is below the set time parameter. Then the status change from “field free” to “detecting” will be given out via telegram.

Necessary procedure after each power up of the sensor:

1. Establish Ethernet connection to LMS
2. Activate Ethernet output



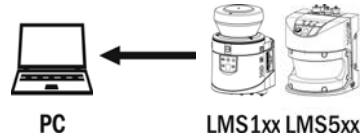
Telegram structure: sEN ECRChangeArr (no required user level)						
Telegram part	Description	Variable	Length	Sensor	Values CoLa A (ASCII)	Values CoLa B (Binary)
Command type	Read	String	3	All	sEN	73 45 4E
Command	Data telegram	String	12	All	ECRChangeArr	45 43 52 43 68 61 6E 67 65 41 72 72
Reporting	Start/stop	Enum_8	1	LM1xx LMS5XX	Stop: 0 Start: 1	LMS1xx: Stop: 00 Start: 01 LMS5xx: Stop: 30 Start: 31

Table 434: Telegram structure: sEN ECRChangeArr

#### Example: sEN ECRChangeArr 1

CoLa A	ASCII	<STX>sEN{SPC}ECRChangeArr{SPC}1<ETX >
	Hex	02 73 45 4E 20 45 43 52 43 68 61 6E 67 65 41 72 72 20 31 03
CoLa B	Binary	02 02 02 02 00 00 00 12 73 45 4E 20 45 43 52 43 68 61 6E 67 65 41 72 72 20 01 7A

Table 435: Example: sEN ECRChangeArr 1



Telegram structure: sEA ECRChangeArr (no required user level)						
Telegram part	Description	Variable	Length	Sensor	Values CoLa A (ASCII)	Values CoLa B (Binary)
Command type	Read	String	3	All	sEA	73 45 41
Command	Data telegram	String	12	All	ECRChangeArr	45 43 52 43 68 61 6E 67 65 41 72 72
Reporting	Start/stop	Enum_8	1	LM1xx LMS5XX	Stop: 0 Start: 1	LMS1xx: Stop: 00 Start: 01 LMS5xx: Stop: 30 Start: 31

Table 436: Telegram structure: sEA ECRChangeArr

**Example: sEA ECRChangeArr 1**

CoLa A	ASCII	<STX>sEA[SPC]ECRChangeArr[SPC]1<ETX>
	Hex	02 73 45 41 20 45 43 52 43 68 61 6E 67 65 41 72 72 20 31 03
CoLa B	Binary	02 02 02 02 00 00 00 12 73 45 41 20 45 43 52 43 68 61 6E 67 65 41 72 72 20 01 75

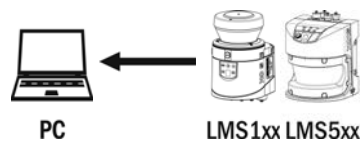
Table 437: Example: sEA ECRChangeArr 1



**NOTE**

The answer to the telegram will be followed by data that is sent on event.

The sensor only sends the following answer if there is a status change of the evaluation case within the application.



Telegram structure: sSN ECRChangeArr (no required user level)						
Telegram part	Description	Variable	Length	Sensor	Values CoLa A (ASCII)	Values CoLa B (Binary)
Command	Read	String	3	All	sSN	73 53 4E



Telegram structure: sSN ECRChangeArr (no required user level)						
Telegram part	Description	Variable	Length	Sensor	Values CoLa A (ASCII)	Values CoLa B (Binary)
type						
Command	Data telegram	String	12	All	ECRChangeArr	45 43 52 43 68 61 6E 67 65 41 72 72
System counter	Time in $\mu$ s since power up max. 71min then starting from 0 again	UInt_32	4	LM1xx LMS5XX	0 ... FFFFFFFFh	00 00 00 00 ... FF FF FF FF
Array	1-10	UInt_8	1	LM1xx LMS5XX	0h ... Ah (0d ...10d)	01 ... 0A
EVC number	1-10	UInt_8	1	LM1xx LMS5XX	0h ... Ah (0d ...10d)	01 ... 0A
Object detection		Enum_8	1	LM1xx LMS5XX	1= field free 2= detecting 3= infringement	LMS1xx: 01= field free 02= detecting 03= infringement LMS5xx: 31= field free 32= detecting 33= infringement
Year		UInt_16	2	LM1xx LMS5XX	0000h ... 270Fh (0d...9999d)	00 00 ... 27 0F
Month	1 to 12	UInt_8	1	LM1xx LMS5XX	00h ... 0Ch (0d ... 12d)	00 ... 0C
Day	Day of month 1 to 31	UInt_8	1	LM1xx LMS5XX	00h ... 1Fh (0d ... 31d)	00 ... 1F
Hour	0 to 23	UInt_8	1	LM1xx LMS5XX	00h ... 17h (0d ... 23d)	00 ... 17
Minute	0 to 59	UInt_8	1	LM1xx LMS5XX	00h ... 3Bh 0d ... 59d	00 ... 3B
Second	0 to 59	UInt_8	1	LM1xx LMS5XX	00h ... 3Bh (0d ... 59d)	00 ... 3B
$\mu$ Second	0 to 9999999	UInt_32	4	LM1xx LMS5XX	00000000h ... 000F423Fh (0d ... 9999999d)	00 00 00 00 ... 00 0F 42 3F

Table 438: Telegram structure: sSN ECRChangeArr


**Example: sSN ECRChangeArr 1**

CoLa A	ASCII	<STX>sSN{SPC}ECRChangeArr{SPC}97F8C2E3{SPC}1{SPC}1{SPC}1{SPC}7B2{SPC}1{SPC}1{SPC}0{SPC}2A{SPC}1D{SPC}63DA8<ETX>
	Hex	02 73 53 4E 20 45 43 52 43 68 61 6E 67 65 41 72 72 20 39 37 46 38 43 32 45 33 20 31 20 31 20 31 20 37 42 32 20 31 20 31 20 30 20 32 41 20 31 44 20 36 33 44 41 38 03
CoLa B	Binary	02 02 02 02 00 00 00 24 73 53 4E 20 45 43 52 43 68 61 6E 67 65 41 72 72 20 CF 09 10 99 00 01 01 02 07 B2 01 01 02 09 1C 00 03 47 D8 2E

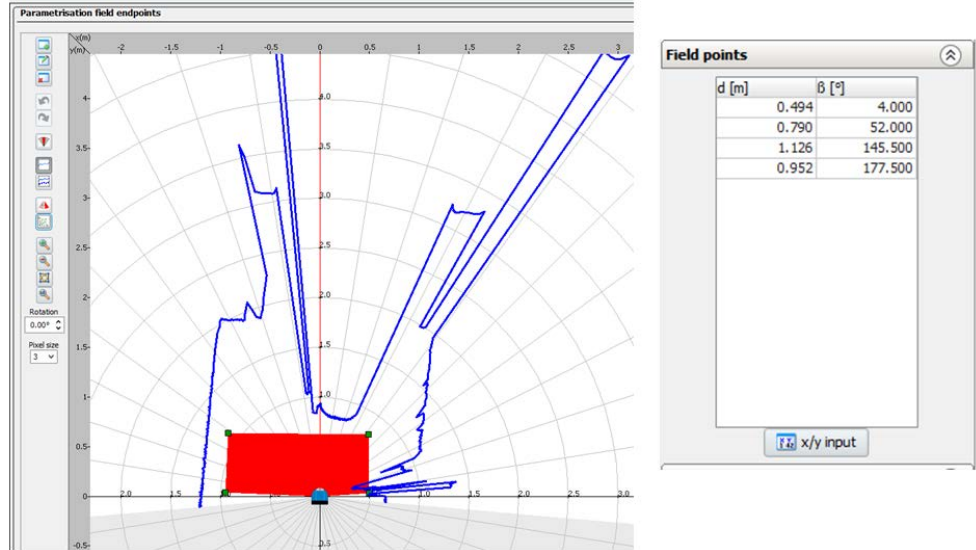
Table 439: Example: sSN ECRChangeArr 1

4.10.2 Request SOPAS field data structure

**Note**

 The SOPAS telegram “mLFEgetField” requests a field number as parameter and returns the corresponding SOPAS field data structure. If the field number is not configured, the answer telegram will be filled with 0.

Example – Request the field data structure of an evaluation field (field number: 1) that has been parameterized in the engineering tool SOPAS.



The answer telegram will include information regarding the field data structure of the requested evaluation field (type: segmented, number of field points etc.)

Please note: The sensor will switch to the state “Stop measurement” during read out. After the read out you have to switch the sensor back to “Run measurement”.



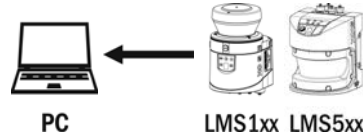
Telegram structure: sMN mLFEgetField (required user level: Authorized Client)						
Telegram part	Description	Variable	Length	Sensor	Values CoLa A (ASCII)	Values CoLa B (Binary)
Command type	Request	String	3	LMS1xx LMS5XX	sMN	73 4D 4E
Command	Only one telegram	String	14	LMS1xx LMS5XX	mLFEgetField	6D 4C 46 45 67 65 74 46 69 65 6C 64
Command		UInt_32	4	LMS1xx LMS5XX	1...10	00 00 00 01...00 00 01 01

Table 440: Telegram structure: sMN mLFEgetField

**Example: sMN mLFEgetField 1**

CoLa A	ASCII	<STX>sMN{SPC}mLFEgetField{SPC}1<ETX>
	Hex	02 73 4D 4E 20 6D 4C 46 45 67 65 74 46 69 65 6C 64 20 31 03
CoLa B	Binary	02 02 02 02 00 00 00 15 73 4D 4E 20 6D 4C 46 45 67 65 74 46 69 65 6C 64 20 00 00 00 01 67

Table 441: Example: sMN mLFEgetField 1



Telegram structure: sAN mLFEgetField							
Telegram part	Description	Variable	Length	Sensor	Values CoLa A (ASCII)	Values CoLa B (Binary)	
Read		String	3	All	sAN	73 41 4E	
Data telegram		String	12	LMS1xx LMS5xx	mLFEgetField	6D 4C 46 45 67 65 74 46 69 65 6C 64	
Field header	Distance Scale Factor	Scale factor or factor of the measurement values (for the LMS5xx this depends on the angular resolution)	Real as float according to IEEE754	4	LMS1xx LMS5xx	Factor × 1: 3F800000h Factor × 2: 40000000h	3F 80 00 00 40 00 00 00
	Distance Scale Offset	Sets starting point of measurement	Real as float according to IEEE754	4	LMS1xx LMS5xx	00000000	00 00 00 00
	Angle Scale Factor	Angle resolution	UInt_32	4	LMS1xx LMS5xx	+50000d (1388h)	00 00 13 88
	Angle Scale Offset	Starting angle	Int_32	4	LMS1xx LMS5xx	-50000d (FFF3CB0h)	FF FF 3C B0
	Field type		Enum_8	1	LMS1xx LMS5xx	0 = Radial 1 = Rectangle 2 = Segmented 3 = Dynamic	00 01 02 03
	Field number		UInt_8	1	LMS1xx LMS5xx	0 .. 10	00...0A

Segmented field	Segmented field configured		UInt_16	2	LMS1xx LMS5xx	0 = no data for segmented field available, i.e. field type is not segmented field  1 = data for segmented field available, i.e. field type is segmented field	00 00...00 01
	Only shown if field type is configured	Number of field points	UInt_16	2	LMS1xx LMS5xx	0 .. 571	00 00... 02 3B
		Angle index	UInt_16	2	LMS1xx LMS5xx	LMS1xx: 0 .. 1081  LMS5xx: 0 .. 1140	00 00 ... 04 39  00 00 ... 04 74
		Start distance	UInt_16	2	LMS1xx LMS5xx	0 .. 65535 (FFFFh) FFFFh = not set	00 00...FF FF
		End distance	UInt_16	2	LMS1xx LMS5xx	0 .. 65535 (FFFFh) FFFFh = not set	00 00...FF FF
		...	...	...	...	...	...
		Angle index	UInt_16	2	LMS1xx LMS5xx	LMS1xx: 0 .. 1081  LMS5xx: 0 .. 1140	00 00 ... 04 39  00 00 ... 04 74
		Start distance	UInt_16	2	LMS1xx LMS5xx	0 .. 65535 (FFFFh) FFFFh = not set	00 00...FF FF
		End distance	UInt_16	2	LMS1xx LMS5xx	0 .. 65535 (FFFFh) FFFFh = not set	00 00...FF FF
Rectangular field	Rectangular field configured		UInt_16	2	LMS1xx LMS5xx	0 = no data for rectangular field available, i.e. field type is not rectangular field  1 = data for rectangular field available, i.e. field type is rectangular field	00 00...00 01
	Only shown if field type is configured	Angle of reference point	Int_32	4	LMS1xx LMS5xx	LMS1xx: FFF92230h ... 225510h  (-450000d ... 225,0000d)  LMS5xx: -50000 .. 1850000	FF F9 22 30 ... 00 22 55 10

	Distance of reference point		UInt_16	2	LMS1xx LMS5xx	LMS1xx: LMS100, LMS111: 0 h ...4E20h (Od...20000d)  LMS151: 0h...C350h (Od...50000d)  LMS5xx 0 .. 65535	00 00 00 00 ... 00 00 4E 20  00 00 00 00 ... 00 00 C3 50	
	Rotation angle		Int_32	4	LMS1xx LMS5xx	-1800000 .. 1800000	FF E4 88 C0...00 1B 77 40	
	Width		UInt_32	4	LMS1xx LMS5xx	0 .. 4294967295	00 00 00 00 ... 7F FF FF FF	
	Length		UInt_32	4	LMS1xx LMS5xx	0 .. 4294967295	00 00 00 00 ... 7F FF FF FF	
Radial field		Radial field configured	UInt_16	2	LMS1xx LMS5xx	0 (radial fields are not available)	00 00	
Dynamic field	Dynamic field configured		UInt_16	2	LMS1xx LMS5xx	0 = no data for dynamic field available, i.e. field type is not dynamic field  1 = data for dynamic field available, i.e. field type is dynamic field	00 00...00 01	
	Only shown if field type is configured	Angle of reference point		Int_32	4	LMS1xx LMS5xx	LMS1xx: -450000 ... 2250000  LMS5xx: -50000 .. 1850000	FF F9 22 30 ... 00 22 55 10
		Distance of reference point		UInt_16	2	LMS1xx LMS5xx	LMS100, LMS111: 0 h ...4E20h (Od...20000d)  LMS151: 0h...C350h (Od...50000d)  LMS5xx: 0 .. 65535	00 00 00 00 ... 00 00 4E 20  00 00 00 00 ... 00 00 C3 50
		Rotation angle		Int_32	4	LMS1xx LMS5xx	-1800000 .. 1800000	FF E4 88 C0...00 1B 77 40
		Width		UInt_32	4	LMS1xx LMS5xx	0 .. 4294967295	00 00 00 00 ... 7F FF FF FF

	Length		UInt_32	4	LMS1xx LMS5xx	0 .. 4294967295	00 00 00 00 ... 7F FF FF FF
	Maximum speed		Int_16	2	LMS1xx LMS5xx	0 .. 30000	00 00 ... 7530
	Maximum length		UInt_32	4	LMS1xx LMS5xx	0 .. 4294967295	00 00 00 00 ... 7F FF FF FF
Version number			UInt_16	2	LMS1xx LMS5xx	0 .. 65535	00 00 ... FF FF
Length of field name			UInt_16	2	LMS1xx LMS5xx	0 .. 32	00 00..00 20
Field name			String	0...32	LMS1xx LMS5xx	FIELD1	46 49 45 4c 44 31
Length of comment		If no comment, also no length with a string type ...	UInt_16	2	LMS1xx LMS5xx	0 .. 128	00 00..00 80
Comment			String	0...128	LMS1xx LMS5xx		

Table 442: Example: sAN mLFEEgetField


**Example: sAN mLFEEgetField**

CoLa A	ASCII	<STX>sAN{SPC}mLFEEgetField{SPC}40000000{SPC}00000000{SPC}1388{SPC}FFFF3CB0{SPC}2{SPC}1{SPC}1{SPC}4{SPC}12{SPC}FFFF{SPC}F7{SPC}72{SPC}FFFF{SPC}18B{SPC}12D{SPC}FFFF{SPC}233{SPC}16D{SPC}FFF F{SPC}1DC{SPC}0{SPC}0{SPC}0{SPC}1{SPC}6{SPC}FIELD1{SPC}0<ETX>
	Hex	02 73 41 4E 20 6D 4C 46 45 67 65 74 46 69 65 6C 64 20 34 30 30 30 30 30 30 20 30 30 30 30 30 30 30 30 20 31 33 38 38 20 46 46 46 46 33 43 42 30 20 32 20 31 20 31 20 34 20 31 32 20 46 46 46 46 20 46 37 20 37 32 20 46 46 46 46 20 31 38 42 20 31 32 44 20 46 46 46 46 20 32 33 33 20 31 36 44 20 46 46 46 46 20 31 44 43 20 30 20 30 20 31 20 36 20 46 49 45 4C 44 31 20 30 03
CoLa B	Binary	02 02 02 02 00 00 00 51 73 41 4E 20 6D 4C 46 45 67 65 74 46 69 65 6C 64 20 40 00 00 00 00 00 00 00 00 13 88 FF FF 3C B0 02 01 00 01 00 04 00 12 FF FF 00 F7 00 72 FF FF 01 8B 01 2D FF FF 02 33 01 6D FF FF 01 DC 00 00 00 00 00 00 01 00 06 46 49 45 4C 44 31 00 00 FE

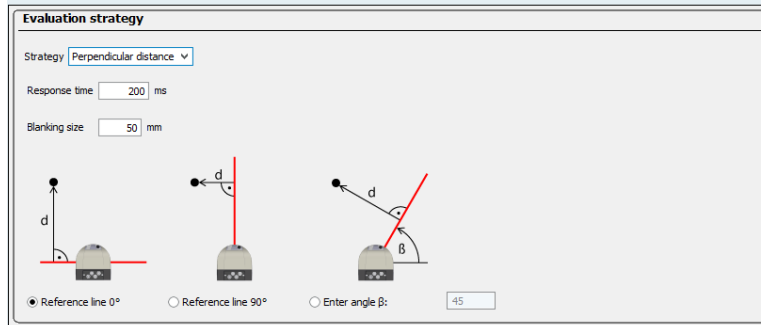
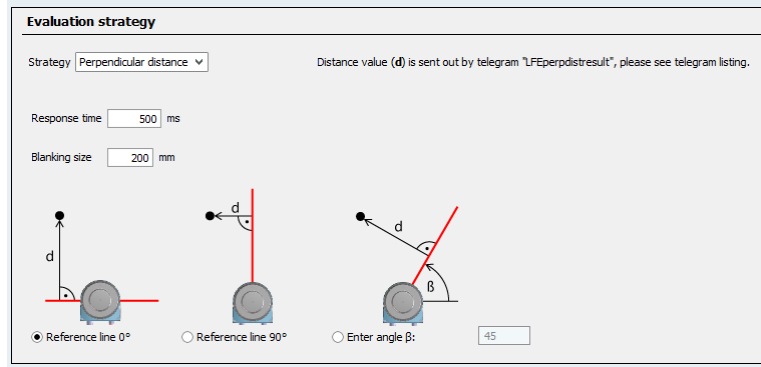
Table 443: Example: sAN mLFEEgetField

4.10.3 Request perpendicular distance once

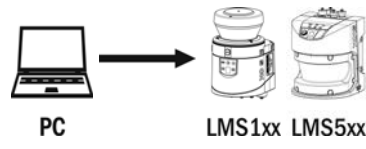
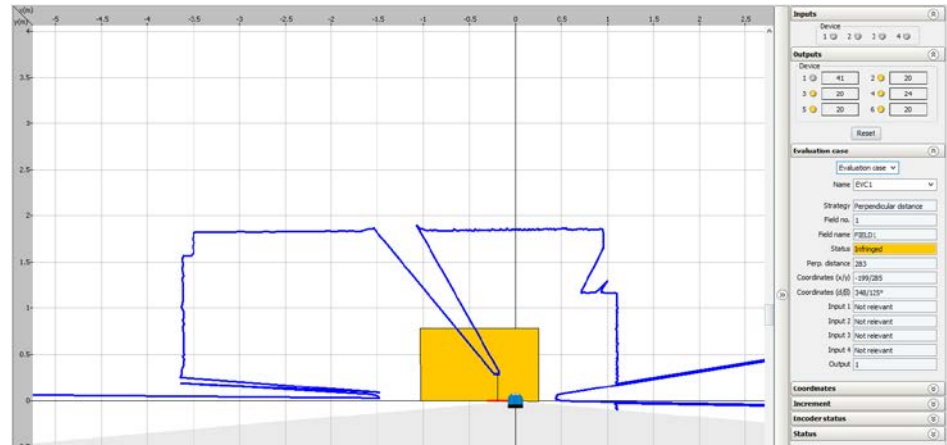
**Precondition**

 The evaluation strategy “Perpendicular distance” has to be activated in the engineering tool SOPAS. After you get the perpendicular distance displayed in SOPAS as shown below, you are able to read out the telegram.

Set the EVC to evaluation strategy “Perpendicular distance” and choose the field which you like to read out. Also keep in mind, that the field evaluation will only be activated by choosing an output.







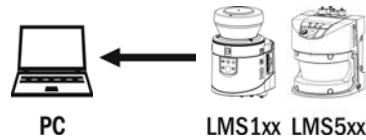
Telegram structure: sRN LFEperpdistresult (no required user level)						
Telegram part	Description	Variable	Length	Sensor	Values CoLa A (ASCII)	Values CoLa B (Binary)
Command type	Read	String	3	All	sRN	73 52 4E
Command	Only one telegram	String	14	All	LFEperpdistresult	4C 46 45 70 65 72 70 64 69 73 74 72 65 73 75 6C 74

Table 444: Telegram structure: sRN LFEperpdistresult

**Example: sRN LFEperpdistresult**

CoLa A	ASCII	<STX>sRN(SPC)LFEperpdistresult<ETX>
	Hex	02 73 52 4E 20 4C 46 45 70 65 72 70 64 69 73 74 72 65 73 75 6C 74 03
CoLa B	Binary	02 02 02 02 00 00 00 15 73 52 4E 20 4C 46 45 70 65 72 70 64 69 73 74 72 65 73 75 6C 74 14

Table 445: Example: sRN LFEperpdistresult



Telegram structure: sRA LFEperpdistresult (no required user level)						
Telegram part	Description	Variable	Length	Sensor	Values CoLa A (ASCII)	Values CoLa B (Binary)
Command type	Read	String	3	All	sRA	73 52 41
Command	Data telegram	String	14	LMS1xx LMS5XX	LFEperpdistresult	4C 46 45 70 65 72 70 64 69 73 74 72 65 73 75 6C 74
Array	1-10	UInt_8	1	LMS1xx LMS5XX	0h ... Ah (0d ...10d)	01 ... 0A
EVC number	1-10	UInt_8	1	LMS1xx LMS5XX	0h ... Ah (0d ...10d)	01 ... 0A
Perpendicular distance	LMS100,LMS111 0 m ... 20 m LMS151 0 m ... 50 m  LMS5xx: 0 m ... 80 m	UInt_32	4	LMS1xx LMS5XX	LMS100, LMS111: 0h ...4E20h (0..20000d)  LMS151: 0h...C350h (0...50000d)  LMS5xx: 0h ... 13880h (0d ... 80000d)	LMS100, LMS111: 00 00 00 00 ...00 00 4E 20  LMS151: 00 00 00 00...00 00 C3 50  LMS5xx: 00 00 00 00 ... 00 01 38 80
Reserved	default 0	UInt_32	4	LMS1xx LMS5XX	30	00 00 00 00
Reserved	default 0	UInt_32	4	LMS1xx LMS5XX	30	00 00 00 00
X-Pos [mm]	LMS100,LMS111 0 m ... 20 m LMS151 0 m ... 50 m  LMS5xx: 0 m ... 80 m	Int_32	4	LMS1xx LMS5XX	LMS100, LMS111: FFFFB1E0 h ...4E20h (-20000d..20000d)  LMS151: FFFF3CB0h...C350h (- 50000d...50000d)  LMS5xx: FFFE780h ... 13880h (-80000d ... 80000d)	FF FF B1 E0 ... 00 00 4E 20  FF FF 3C B0 ... 00 00 C3 50  FF FE C7 80 ... 00 01 38 80
Y-Pos [mm]	LMS100,LMS111	Int_32	4	LMS1xx	LMS100, LMS111:	FF FF B1 E0 ... 00 00 4E 20

Telegram structure: sRA LFEperpdistresult (no required user level)						
Telegram part	Description	Variable	Length	Sensor	Values CoLa A (ASCII)	Values CoLa B (Binary)
	0 m ... 20 m LMS151			LMS5XX	FFFFB1E0 h ...4E20h (-20000d..20000d)	
	0 m ... 50 m LMS5xx:				FFFF3CB0h...C350h (- 50000d...50000d)	FF FF 3C B0 ... 00 00 C3 50
	0 m ... 80 m				LMS5xx: FFFE C7 80h ... 13880h (-80000d ... 80000d)	FF FE C7 80 ... 00 01 38 80

Telegram structure: sRA LFEperpdistresult (no required user level)						
Telegram part	Description	Variable	Length	Sensor	Values CoLa A (ASCII)	Values CoLa B (Binary)
Reserved	default 0	Int_32	4	LMS1xx LMS5XX	30	00 00 00 00
Radial distance	LMS100,LMS111 0 m ... 20 m LMS151 0 m ... 50 m  LMS5xx: 0 m ... 80 m	UInt_32	4	LMS1xx LMS5XX	LMS100, LMS111: 0h ...4E20h (0..20000d) LMS151: 0h...C350h (0...50000d)  LMS5xx: 0h ... 13880h (0d ... 80000d)	LMS100, LMS111: 00 00 00 00 ...00 00 4E 20 LMS151: 00 00 00 00...00 00 C3 50  LMS5xx: 00 00 00 00 ... 00 01 38 80
Radial distance angle	LMS1xx: -45,0000° ... 225,0000°  LMS5xx: -5,0000° ... 185,0000°	Int_32	4	LMS1xx LMS5XX	LMS1xx: FFF92230h ... 225510h (-450000d ... 225,0000d) LMS5xx: FFFF3CB0h ... 001C3A90h 50000d ... 1850000d	LMS1xx: FF F9 22 30 ... 00 22 55 10  LMS5xx: FF FF 3C B0 ... 00 1C 3A 90
Reserved	default 0	Int_32	4	LMS1xx LMS5XX	30	00 00 00 00
Reference line angle	LMS1xx: -45,0000° ... 225,0000°  LMS5xx: -5,0000° ... 185,0000°	Int_32	4	LMS1xx LMS5XX	LMS1xx: FFF92230h ... 225510h (-450000d ... 225,0000d) LMS5xx: FFFF3CB0h ... 001C3A90h 50000d ... 1850000d	LMS1xx: FF F9 22 30 ... 00 22 55 10  LMS5xx: FF FF 3C B0 ... 00 1C 3A 90
Reserved	default 0	Int_32	4	LMS1xx LMS5XX	30	00 00 00 00
Reserved	default 0	Int_32	4	LMS1xx LMS5XX	30	00 00 00 00
Reserved	default 0	Int_32	4	LMS1xx LMS5XX	30	00 00 00 00
Reserved	default 0	Int_32	4	LMS1xx LMS5XX	30	00 00 00 00
Reserved	default 0	Int_32	4	LMS1xx LMS5XX	30	00 00 00 00
Reserved	default 0	Int_32	4	LMS1xx LMS5XX	30	00 00 00 00
Reserved	default 0	Int_32	4	LMS1xx LMS5XX	30	00 00 00 00

Telegram structure: sRA LFEperpdistresult (no required user level)						
Telegram part	Description	Variable	Length	Sensor	Values CoLa A (ASCII)	Values CoLa B (Binary)
				LMS5XX		
Reserved	default 0	Int_32	4	LMS1xx LMS5XX	30	00 00 00 00

Table 446: Telegram structure: sRA LFEperpdistresult


**Example: sRA LFEperpdistresult**

CoLa A	ASCII	<STX>sRA{SPC}LFEperpdistresult{SPC}1{SPC}2{SPC}21A{SPC}0{SPC}0{SPC}0{SPC}21A{SPC}0{SPC}21A{SPC}DBBA0{SPC}0{SPC}0{SPC}0{SPC}0{SPC}0{SPC}0{SPC}0{SPC}0{SPC}0{SPC}0{SPC}0{SPC}0{SPC}0{SPC}0{SPC}0{SPC}0<ETX>
	Hex	02 73 52 41 20 4C 46 45 70 65 72 70 64 69 73 74 72 65 73 75 6C 74 20 31 20 32 20 32 31 41 20 30 20 30 20 30 20 32 31 41 20 30 20 32 31 41 20 44 42 42 41 30 20 30 20 30 20 30 20 30 20 30 20 30 20 30 20 30 20 30 20 30 03
CoLa B	Binary	02 02 02 02 00 00 00 61 73 52 41 20 4C 46 45 70 65 72 70 64 69 73 74 72 65 73 75 6C 74 20 00 01 02 00

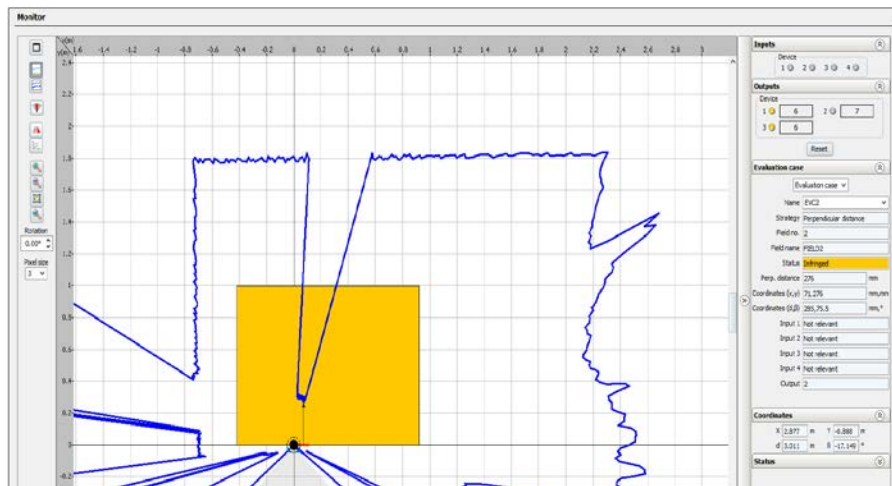
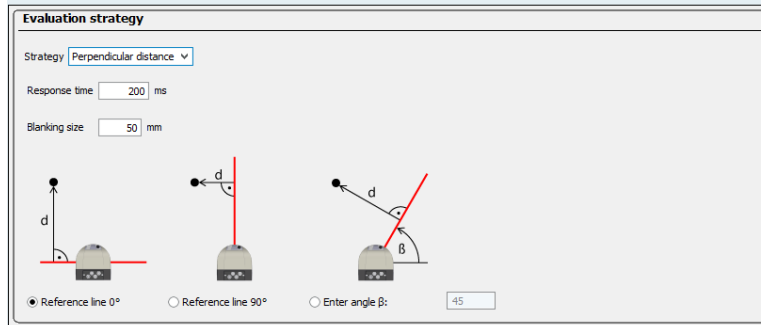
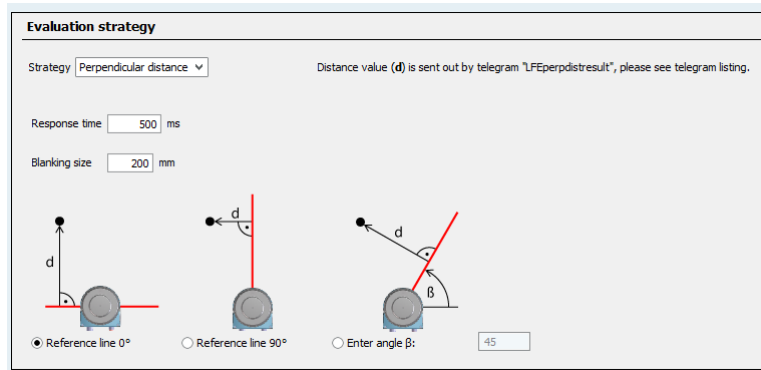
Table 447: Example: sRA LFEperpdistresult

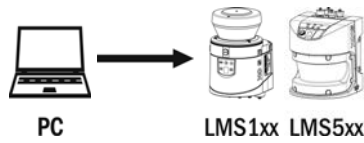
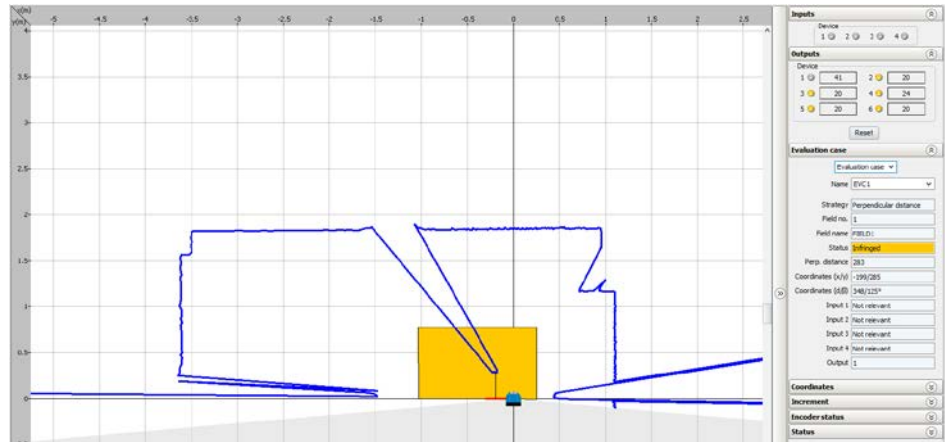
4.10.4 Request perpendicular distance continuously on event

**Precondition**

 The evaluation strategy “Perpendicular distance” has to be activated in the engineering tool SOPAS. After you get the perpendicular distance displayed in SOPAS as shown below, you are able to read out the telegram.

Set the EVC to evaluation strategy “Perpendicular distance” and choose the field which you like to read out. Also keep in mind, that the field evaluation will only be activated by choosing an output.





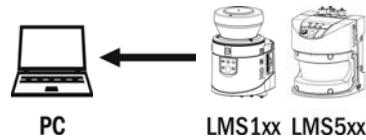
Telegram structure: sEN LFEperpdistresult (no required user level)						
Telegram part	Description	Variable	Length	Sensor	Values CoLa A (ASCII)	Values CoLa B (Binary)
Command type	Read	String	3	All	sEN	73 45 4E
Command	Only one telegram	String	14	All	LFEperpdistresult	4C 46 45 70 65 72 70 64 69 73 74 72 65 73 75 6C 74
Reporting	Start/stop	Enum_8	1	LMS1xx LMS5XX	Stop: 0 Start: 1	Stop: 00 Start: 01

Table 448: Telegram structure: sEN LFEperpdistresult

**Example: sEN LFEperpdistresult 1**

CoLa A	ASCII	<STX> sEN{SPC}LFEperpdistresult{SPC}1<ETX>
	Hex	02 73 45 4E 20 4C 46 45 70 65 72 70 64 69 73 74 72 65 73 75 6C 74 20 31 03
CoLa B	Binary	LMS1xx: 02 02 02 02 00 00 00 17 73 45 4E 20 4C 46 45 70 65 72 70 64 69 73 74 72 65 73 75 6C 74 20 01 22
		LMS5xx: 02 02 02 02 00 00 00 17 73 45 4E 20 4C 46 45 70 65 72 70 64 69 73 74 72 65 73 75 6C 74 20 31 12

Table 449: Example: sEN LFEperpdistresult 1



Telegram structure: sEA LFEperpdistresult (no required user level)						
Telegram part	Description	Variable	Length	Sensor	Values CoLa A (ASCII)	Values CoLa B (Binary)
Command type	Read	String	3	All	sEA	73 45 41
Command	Only one telegram	String	14	All	LFEperpdistresult	4C 46 45 70 65 72 70 64 69 73 74 72 65 73 75 6C 74
Reporting	Start/stop	Enum_8	1	LMS1xx LMS5XX	Stop: 0 Start: 1	Stop: 00 Start: 01

Table 450: Telegram structure: sEA LFEperpdistresult

**Example: sEA LFEperpdistresult 1**

CoLa A	ASCII	<STX> sEA{SPC}LFEperpdistresult{SPC}1<ETX>
	Hex	02 73 45 41 20 4C 46 45 70 65 72 70 64 69 73 74 72 65 73 75 6C 74 20 31 03
CoLa B	Binary	LMS1xx: 02 02 02 02 00 00 00 17 73 45 41 20 4C 46 45 70 65 72 70 64 69 73 74 72 65 73 75 6C 74 20 01 2D
		LMS5xx: 02 02 02 02 00 00 00 17 73 45 41 20 4C 46 45 70 65 72 70 64 69 73 74 72 65 73 75 6C 74 20 31 1D

Table 451: Example: sEA LFEperpdistresult 1



**NOTE**

The answer to the telegram will be followed by data that is sent on event.

The sensor only sends the following answer if there are perpendicular distance values calculated within the application.





Telegram structure: sSN LFEperpdistresult (no required user level)						
Telegram part	Description	Variable	Length	Sensor	Values CoLa A (ASCII)	Values CoLa B (Binary)
Command type	Read	String	3	All	sSN	73 53 4E
Command	Data telegram	String	14	LMS1xx LMS5XX	LFEperpdistresult	4C 46 45 70 65 72 70 64 69 73 74 72 65 73 75 6C 74
Array	1-10	UInt_8	1	LMS1xx LMS5XX	0h ... Ah (0d ...10d)	01 ... 0A
EVC number	1-10	UInt_8	1	LMS1xx LMS5XX	0h ... Ah (0d ...10d)	01 ... 0A
Perpendicular distance	LMS100,LMS111 0 m ... 20 m  LMS151 0 m ... 50 m  LMS5xx: 0 m ... 80 m	UInt_32	4	LMS1xx LMS5XX	LMS100, LMS111: 0h ...4E20h (0..20000d)  LMS151: 0h...C350h (0...50000d)  LMS5xx: 0h ... 13880h (0d ... 80000d)	LMS100, LMS111: 00 00 00 00 ...00 00 4E 20  LMS151: 00 00 00 00...00 00 C3 50  LMS5xx: 00 00 00 00 ... 00 01 38 80
Reserved	default 0	UInt_32	4	LMS1xx LMS5XX	30	00 00 00 00
Reserved	default 0	UInt_32	4	LMS1xx LMS5XX	30	00 00 00 00
X-Pos [mm]	LMS100,LMS111 0 m ... 20 m  LMS151 0 m ... 50 m  LMS5xx: 0 m ... 80 m	Int_32	4	LMS1xx LMS5XX	LMS100, LMS111: FFFFB1E0 h ...4E20h (-20000d..20000d)  LMS151: FFFF3CB0h...C350h (- 50000d...50000d)  LMS5xx: FFFE780h ... 13880h (-80000d ... 80000d)	FF FF B1 E0 ... 00 00 4E 20  FF FF 3C B0 ... 00 00 C3 50  FF FE C7 80 ... 00 01 38 80
Y-Pos [mm]	LMS100,LMS111	Int_32	4	LMS1xx	LMS100, LMS111:	FF FF B1 E0 ... 00 00 4E 20

Telegram structure: sSN LFEperpdistresult (no required user level)						
Telegram part	Description	Variable	Length	Sensor	Values CoLa A (ASCII)	Values CoLa B (Binary)
	0 m ... 20 m LMS151 0 m ... 50 m  LMS5xx: 0 m ... 80 m			LMS5XX	FFFFB1E0 h ...4E20h (-20000d..20000d)  LMS151: FFFF3CB0h...C350h (-50000d...50000d)  LMS5xx: FFFE C7 80 ... 13880h (-80000d ... 80000d)	FF FF 3C B0 ... 00 00 C3 50    FF FE C7 80 ... 00 01 38 80
Reserved	default 0	Int_32	4	LMS1xx LMS5XX	30	00 00 00 00
Radial distance	LMS100,LMS111 0 m ... 20 m LMS151 0 m ... 50 m  LMS5xx: 0 m ... 80 m	UInt_32	4	LMS1xx LMS5XX	LMS100, LMS111: 0h ...4E20h (0..20000d)  LMS151: 0h...C350h (0...50000d)  LMS5xx: 0h ... 13880h (0d ... 80000d)	LMS100, LMS111: 00 00 00 00 ...00 00 4E 20  LMS151: 00 00 00 00...00 00 C3 50   LMS5xx: 00 00 00 00 ... 00 01 38 80
Radial distance angle	LMS1xx: -45,0000° ... 225,0000°  LMS5xx: -5,0000° ... 185,0000°	Int_32	4	LMS1xx LMS5XX	LMS1xx: FFF92230h ... 225510h (-450000d ... 225,0000d)  LMS5xx: FFFF3CB0h ... 001C3A90h 50000d ... 1850000d	LMS1xx: FF F9 22 30 ... 00 22 55 10  LMS5xx: FF FF 3C B0 ... 00 1C 3A 90
Reserved	default 0	Int_32	4	LMS1xx LMS5XX	30	00 00 00 00
Reference line angle	LMS1xx: -45,0000° ... 225,0000°  LMS5xx: -5,0000° ... 185,0000°	Int_32	4	LMS1xx LMS5XX	LMS1xx: FFF92230h ... 225510h (-450000d ... 225,0000d)  LMS5xx: FFFF3CB0h ... 001C3A90h 50000d ... 1850000d	LMS1xx: FF F9 22 30 ... 00 22 55 10  LMS5xx: FF FF 3C B0 ... 00 1C 3A 90
Reserved	default 0	Int_32	4	LMS1xx LMS5XX	30	00 00 00 00
Reserved	default 0	Int_32	4	LMS1xx LMS5XX	30	00 00 00 00
Reserved	default 0	Int_32	4	LMS1xx	30	00 00 00 00

Telegram structure: sSN LFEperpdistresult (no required user level)						
Telegram part	Description	Variable	Length	Sensor	Values CoLa A (ASCII)	Values CoLa B (Binary)
				LMS5XX		
Reserved	default 0	Int_32	4	LMS1xx LMS5XX	30	00 00 00 00
Reserved	default 0	Int_32	4	LMS1xx LMS5XX	30	00 00 00 00
Reserved	default 0	Int_32	4	LMS1xx LMS5XX	30	00 00 00 00
Reserved	default 0	Int_32	4	LMS1xx LMS5XX	30	00 00 00 00
Reserved	default 0	Int_32	4	LMS1xx LMS5XX	30	00 00 00 00

Table 452: Telegram structure: sSN LFEperpdistresult

**Example: sSN LFEperpdistresult**

CoLa A	ASCII	<STX>sSN{SPC}LFEperpdistresult{SPC}1{SPC}2{SPC}B0{SPC}0{SPC}0{SPC}FFFFFFE8{SPC}B0{SPC}0{SPC}B2{SPC}EF420{SPC}0{SPC}0{SPC}0{SPC}0{SPC}0{SPC}0{SPC}0{SPC}0{SPC}0{SPC}0{SPC}0{SPC}0{SPC}0{SPC}0{SPC}0<ETX >
	Hex	02 73 53 4E 20 4C 46 45 70 65 72 70 64 69 73 74 72 65 73 75 6C 74 20 31 20 32 20 42 30 20 30 20 30 20 46 46 46 46 46 46 45 38 20 42 30 20 30 20 42 32 20 45 46 34 32 30 20 30 20 30 20 30 20 30 20 30 03
CoLa B	Binary	02 02 02 02 00 00 00 61 73 53 4E 20 4C 46 45 70 65 72 70 64 69 73 74 72 65 73 75 6C 74 20 00 01 01 00 00 01 5E 00 00 00 00 00 00 00 00 4A 00 00 01 5E 00 00 00 00 00 01 66 00 0B E6 E0 00 15

Table 453: Example: sSN LFEperpdistresult

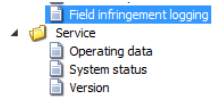
**4.10.5 Request latest field infringement info**

**Note**



The command is used to request entries from the “field infringement logging” via telegram. Using this command, only the latest field infringement is given out. The answer telegram includes information regarding date and time of the infringement as well as the associated EVC and infringement position.

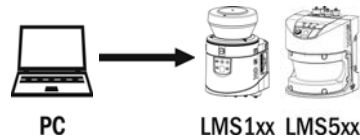
Please note: Only activated EVCs will be considered. An EVC is only valid, when an output is defined in the EVC. Using this telegram, an EVC without a defined output is not taken into consideration.



Selection of evaluation cases  
 1  2  3  4  5  6

Logging table

No.	Date	Time	Eval-case	X-Pos. [mm]	Y-Pos. [mm]	Angle [°]	Distance [mm]
1	01.01.1970	00:57:20,489	3	-567	462	140.8333	731



Telegram structure: sRN LFEinfringementinfo						
Telegram part	Description	Variable	Length	Sensor	Values CoLa A (ASCII)	Values CoLa B (Binary)
Command type	Read	String	3	All	sRN	73 52 4E
Command	Only one telegram	String	19	LMS1xx LMS5XX	LFEinfringementinfo	4C 46 45 69 6E 66 72 69 6E 67 65 6D 65 6E 74 69 6E 66 6F

Table 454: Telegram structure: sRN LFEinfringementinfo

**Example: sRN LFEinfringementinfo**

CoLa A	ASCII	<STX>sRN{SPC}LFEinfringementinfo <ETX>
	Hex	02 73 52 4E 20 4C 46 45 69 6E 66 72 69 6E 67 65 6D 65 6E 74 69 6E 66 6F 03
CoLa B	Binary	02 02 02 02 00 00 00 17 73 52 4E 20 4C 46 45 69 6E 66 72 69 6E 67 65 6D 65 6E 74 69 6E 66 6F 0A

Table 455: Example: sRN LFEinfringementinfo



**NOTE**

The answer telegram refers to the latest recorded field infringement. Therefore the device outputs the latest field infringement entry from the logging table.



Telegram structure: sRA LFEinfringementinfo						
Telegram part	Description	Variable	Length	Sensor	Values CoLa A (ASCII)	Values CoLa B (Binary)
Command type	Read	String	3	All	sRA	73 52 41
Command	Data telegram	String	19	LMS1XX LMS5XX	LFEinfringementinfo	4C 46 45 69 6E 66 72 69 6E 67 65 6D 65 6E 74 69 6E 66 6F
Time Info	Counter	continious counter of infrigements		LMS1XX LMS5XX	0000h ... 270Fh (0d...9999d)	00 00 ... 27 0F
	Year		2	LMS1XX LMS5XX	0000h ... 270Fh (0d...9999d)	00 00 ... 27 0F
	Month	1 to 12	1	LMS1XX LMS5XX	00h ... 0Ch (0d ... 12d)	00 ... 0C

Telegram structure: sRA LFEinfringementinfo							
Telegram part	Description	Variable	Length	Sensor	Values CoLa A (ASCII)	Values CoLa B (Binary)	
	Day	Day of month 1 to 31	Uint_8	1	LMS1XX LMS5XX	00h ... 1Fh (0d ... 31d)	00 ... 1F
	Hour	0 to 23	Uint_8	1	LMS1XX LMS5XX	00h ... 17h (0d ... 23d)	00 ... 17
	Minute	0 to 59	Uint_8	1	LMS1XX LMS5XX	00h ... 3Bh 0d ... 59d	00 ... 3B
	Second	0 to 59	Uint_8	1	LMS1XX LMS5XX	00h ... 3Bh (0d ... 59d)	00 ... 3B
	µSecond	0 to 999999	Uint_32	4	LMS1XX LMS5XX	00000000h ... 000F423Fh (0d ... 999999d)	00 00 00 00 ... 00 0F 42 3F
Infringement-Info	EVC number	1-10	UInt_8	1	LMS1XX LMS5XX	0h ... Ah (0d ...10d)	01 ... 0A
	X-Pos [mm]	LMS100,LMS111 -20 m ... 20 m  LMS151 -50 m ... 50 m  LMS5xx -80 m ... 80 m	Int_32	4	LMS1XX LMS5XX	LMS100, LMS111: FFFFB1E0 h ...4E20h (-20000d..20000d)  LMS151: FFFF3CB0h...C350h (-50000d...50000d)  LMS5xx FFFE780h ... 13880h (-80000d ... 80000d)	FF FF B1 E0 ... 00 00 4E 20    FF FF 3C B0 ... 00 00 C3 50   FF FE C7 80 ... 00 01 38 80
	Y-Pos [mm]	LMS100,LMS111 -20 m ... 20 m  LMS151 -50 m ... 50 m  LMS5xx -80 m ... 80 m	Int_32	4	LMS1XX LMS5XX	LMS100, LMS111: FFFFB1E0 h ...4E20h (-20000d..20000d)  LMS151: FFFF3CB0h...C350h (-50000d...50000d)  LMS5xx FFFE780h ... 13880h (-80000d ... 80000d)	FF FF B1 E0 ... 00 00 4E 20    FF FF 3C B0 ... 00 00 C3 50   FF FE C7 80 ... 00 01 38 80

Telegram structure: sRA LFEinfringementinfo						
Telegram part	Description	Variable	Length	Sensor	Values CoLa A (ASCII)	Values CoLa B (Binary)
Distance [mm]	LMS100,LMS111 0 m ... 20 m	UInt_32	4	LMS1XX	LMS100, LMS111: 0 h ...4E20h (0d..20000d)	00 00 00 00 ... 00 00 4E 20
	LMS151 0 m ... 50 m			LMS5XX	LMS151: 0h...C350h (0d...50000d)	
	LMS5xx 0 m ... 80 m				LMS5xx 0h ... 13880h (0d ... 80000d)	
Angle [°]	LMS1xx -450000 ... 2250000	Int_32	4	LMS1XX	LMS1xx FFF92230 h... 00225510 h (-450000d ... 2250000d)	FF F9 22 30 ... 00 22 55 10
	LMS5xx -5,0000°... 185,0000°			LMS5XX	LMS5xx FFFF3CB0h ... 001C3A90h 50000d ... 1850000d	
Angle of Layer [°]	LMS1xx -450000 ... 2250000	Int_32	4	LMS1XX	LMS1xx FFF92230 h... 00225510 h (-450000d ... 2250000d)	FF F9 22 30 ... 00 22 55 10
	LMS5xx -5,0000°... 185,0000°			LMS5XX	LMS5xx FFFF3CB0h ... 001C3A90h 50000d ... 1850000d	
Object Size [mm]	LMS100,LMS111 0 m ... 20 m	UInt_32	4	LMS1XX	LMS100, LMS111: 0 h ...4E20h (0d..20000d)	00 00 00 00 ... 00 00 4E 20
	LMS151 0 m ... 50 m			LMS5XX	LMS151: 0h...C350h (0d...50000d)	
	LMS5xx 0 m ... 80 m				LMS5xx 0h ... 13880h (0d ... 80000d)	

Table 456: Example: sRA LFEinfringementinfo


**Example: sRA LFEinfringementinfo**

CoLa A	ASCII	<STX>sRA{SPC}LFEinfringementinfo{SPC}4{SPC}7B2{SPC}1{SPC}1{SPC}2{SPC}32{SPC}1F{SPC}3A1B0{SPC}1{SPC}FFFFDAE{SPC}D6{SPC}277{SPC}187083{SPC}4A<ETX>
	Hex	02 73 52 41 20 4C 46 45 69 6E 66 72 69 6E 67 65 6D 65 6E 74 69 6E 66 6F 20 34 20 37 42 32 20 31 20 31 20 32 20 33 32 20 31 46 20 33 41 31 42 30 20 31 20 46 46 46 46 46 44 41 45 20 44 36 20 32 37 37 20 31 38 37 30 38 33 20 34 41 03
CoLa B	Binary	02 02 02 02 00 00 00 00 3A 73 52 41 20 4C 46 45 69 6E 66 72 69 6E 67 65 6D 65 6E 74 69 6E 66 6F 20 00 04 07 B2 01 01 02 32 1F 00 03 A1 B0 01 FF FF FDAE 00 00 00 D6 00 00 02 77 00 18 70 83 00 00 00 4A F9

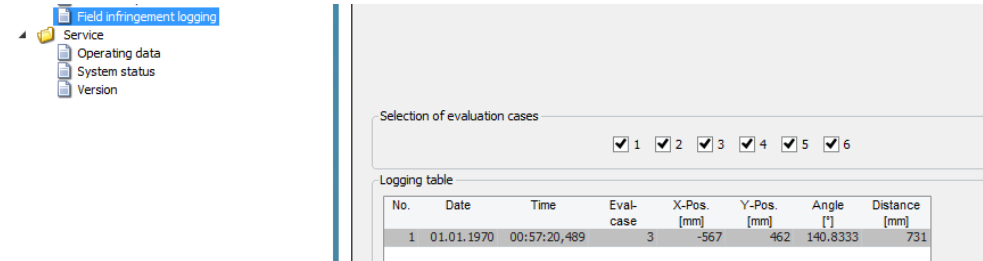
Table 457: Example: sRA LFEinfringementinfo

#### 4.10.6 Request field infringement info continuously on event

##### Note

 The command is used to request entries from the “field infringement logging” via telegram. Using this command, a telegram will be sent from the sensor on event (in case of a new field infringement). The answer telegram includes information regarding date and time of the infringement as well as the associated EVC and infringement position.

Please note: Only activated EVCs will be considered. An EVC is only valid, when an output is defined in the EVC. Using this telegram, an EVC without a defined output is not taken into consideration.



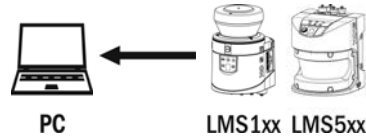
Telegram structure: sEN LFEinfringementinfo						
Telegram part	Description	Variable	Length	Sensor	Values CoLa A (ASCII)	Values CoLa B (Binary)
Command type	Event	String	3	All	sEN	73 45 4E
Command	Data telegram	String	19	LMS1XX LMS5XX	LFEinfringementinfo	4C 46 45 69 6E 66 72 69 6E 67 65 6D 65 6E 74 69 6E 66 6F
Reporting	Start/stop	Enum_8	1	LMS1XX LMS5XX	Stop: 0 Start: 1	LMS1xx: Stop: 00 Start: 01 LMS5xx: Stop: 30 Start: 31

Table 458: Telegram structure: sEN LFEinfringementinfo

##### Example: sEN LFEinfringementinfo 1

CoLa A	ASCII	<STX>sEN{SPC}LFEinfringementinfo{SPC}1<ETX>
	Hex	02 73 45 4E 20 4C 46 45 69 6E 66 72 69 6E 67 65 6D 65 6E 74 69 6E 66 6F 20 31 03
CoLa B	Binary	02 02 02 02 00 00 00 19 73 45 4E 20 4C 46 45 69 6E 66 72 69 6E 67 65 6D 65 6E 74 69 6E 66 6F 20 01 3C

Table 459: Example: sEN LFEinfringementinfo 1



Telegram structure: sEA LFEinfringementinfo						
Telegram part	Description	Variable	Length	Sensor	Values CoLa A (ASCII)	Values CoLa B (Binary)
Command type	Event	String	3	All	sEA	73 45 41
Command	Data telegram	String	19	LMS1XX LMS5XX	LFEinfringementinfo	4C 46 45 69 6E 66 72 69 6E 67 65 6D 65 6E 74 69 6E 66 6F
Reporting	Start/stop	Enum_8	1	LMS1XX LMS5XX	Stop: 0 Start: 1	LMS1xx: Stop: 00 Start: 01 LMS5xx: Stop: 30 Start: 31

Table 460: Telegram structure: sEA LFEinfringementinfo

**Example: sEA LFEinfringementinfo 1**

CoLa A	ASCII	<STX>sEA[SPC]LFEinfringementinfo[SPC]1<ETX>
	Hex	02 73 45 41 20 4C 46 45 69 6E 66 72 69 6E 67 65 6D 65 6E 74 69 6E 66 6F 20 31 03
CoLa B	Binary	02 02 02 02 00 00 00 19 73 45 41 20 4C 46 45 69 6E 66 72 69 6E 67 65 6D 65 6E 74 69 6E 66 6F 20 01 33

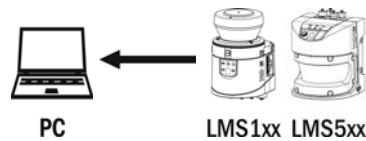
Table 461: Example: sEA LFEinfringementinfo 1



**NOTE**

The answer to the telegram will be followed by data that is sent on event.

The sensor only sends the following data if there is a new field infringement detected and noted in the field infringement logging.





Telegram structure: sSN LFEinfringementinfo							
Telegram part	Description	Variable	Length	Sensor	Values CoLa A (ASCII)	Values CoLa B (Binary)	
Command type	Read	String	3	All	sSN	73 53 4E	
Command	Data telegram	String	19	LMS1XX LMS5XX	LFEinfringementinfo	4C 46 45 69 6E 66 72 69 6E 67 65 6D 65 6E 74 69 6E 66 6F	
Time Info	Counter	continous counter of infrigements		LMS1XX LMS5XX	0000h ... 270Fh (0d...9999d)	00 00 ... 27 0F	
	Year		Uint_16	2	LMS1XX LMS5XX	0000h ... 270Fh (0d...9999d)	00 00 ... 27 0F
	Month	1 to 12	Uint_8	1	LMS1XX LMS5XX	00h ... 0Ch (0d ... 12d)	00 ... 0C
	Day	Day of month 1 to 31	Uint_8	1	LMS1XX LMS5XX	00h ... 1Fh (0d ... 31d)	00 ... 1F
	Hour	0 to 23	Uint_8	1	LMS1XX LMS5XX	00h ... 17h (0d ... 23d)	00 ... 17
	Minute	0 to 59	Uint_8	1	LMS1XX LMS5XX	00h ... 3Bh 0d ... 59d	00 ... 3B
	Second	0 to 59	Uint_8	1	LMS1XX LMS5XX	00h ... 3Bh (0d ... 59d)	00 ... 3B
	µSecond	0 to 999999	Uint_32	4	LMS1XX LMS5XX	00000000h ... 000F423Fh (0d ... 999999d)	00 00 00 00 ... 00 0F 42 3F
Infringment-Info	EVC number	1-10	UInt_8	1	LMS1XX LMS5XX	0h ... Ah (0d ...10d)	01 ... 0A
	X-Pos [mm]	LMS100,LMS111 -20 m ... 20 m  LMS151 -50 m ... 50 m  LMS5xx -80 m ... 80 m	Int_32	4	LMS1XX LMS5XX	LMS100, LMS111: FFFFB1E0 h ...4E20h (-20000d..20000d)  LMS151: FFFF3CB0h...C350h (-50000d...50000d)  LMS5xx FFFE C780h ... 13880h (-80000d ... 80000d)	FF FF B1 E0 ... 00 00 4E 20   FF FF 3C B0 ... 00 00 C3 50   FF FE C7 80 ... 00 01 38 80

Telegram structure: sSN LFEinfringementinfo							
Telegram part	Description	Variable	Length	Sensor	Values CoLa A (ASCII)	Values CoLa B (Binary)	
	Y-Pos [mm]	LMS100,LMS111 -20 m ... 20 m  LMS151 -50 m ... 50 m  LMS5xx -80 m ... 80 m	Int_32	4	LMS1XX  LMS5XX	LMS100, LMS111: FFFFB1E0 h ...4E20h (-20000d..20000d)  LMS151: FFFF3CB0h...C350h (-50000d...50000d)  LMS5xx FFFE780h ... 13880h (-80000d ... 80000d)	FF FF B1 E0 ... 00 00 4E 20   FF FF 3C B0 ... 00 00 C3 50  FF FE C7 80 ... 00 01 38 80
	Distance [mm]	LMS100,LMS111 0 m ... 20 m  LMS151 0 m ... 50 m  LMS5xx 0 m ... 80 m	UInt_32	4	LMS1XX  LMS5XX	LMS100, LMS111: 0 h ...4E20h (0d..20000d)  LMS151: 0h...C350h (0d...50000d)  LMS5xx 0h ... 13880h (0d ... 80000d)	00 00 00 00 ... 00 00 4E 20  00 00 00 00 ... 00 00 C3 50  00 00 00 00 ... 00 01 38 80
	Angle [°]	LMS1xx -450000 ... 2250000  LMS5xx -5,0000°... 185,0000°	Int_32	4	LMS1XX  LMS5XX	LMS1xx FFF92230 h... 00225510 h (-450000d ... 2250000d)  LMS5xx FFFF3CB0h ... 001C3A90h 50000d ... 1850000d	FF F9 22 30 ... 00 22 55 10  FF FF 3C B0 ... 00 1C 3A 90
	Angle of Layer [°]	LMS1xx -450000 ... 2250000  LMS5xx -5,0000°... 185,0000°	Int_32	4	LMS1XX  LMS5XX	LMS1xx FFF92230 h... 00225510 h (-450000d ... 2250000d)  LMS5xx FFFF3CB0h ... 001C3A90h 50000d ... 1850000d	FF F9 22 30 ... 00 22 55 10  FF FF 3C B0 ... 00 1C 3A 90
	Object Size [mm]	LMS100,LMS111 0 m ... 20 m  LMS151 0 m ... 50 m  LMS5xx 0 m ... 80 m	UInt_32	4	LMS1XX  LMS5XX	LMS100, LMS111: 0 h ...4E20h (0d..20000d)  LMS151: 0h...C350h (0d...50000d)  LMS5xx 0h ... 13880h (0d ... 80000d)	00 00 00 00 ... 00 00 4E 20  00 00 00 00 ... 00 00 C3 50  00 00 00 00 ... 00 01 38 80

Table 462: Example: sSN LFEinfringementinfo

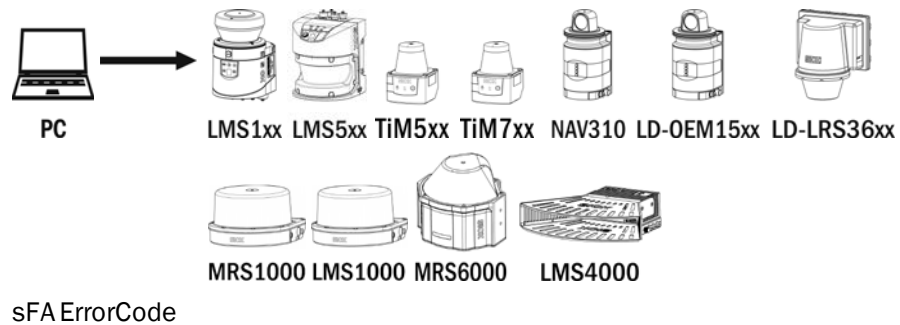
**Example: sSN LFEinfringementinfo**

CoLa A	ASCII	<STX>sSN{SPC}LFEinfringementinfo{SPC}6{SPC}7B2{SPC}1{SPC}1{SPC}0{SPC}19{SPC}21{SPC}9D788{SPC}1{SPC}41{SPC}C3{SPC}0{SPC}CE{SPC}AE8F8{SPC}0{SPC}A8<ETX>
	Hex	02 73 53 4E 20 4C 46 45 69 6E 66 72 69 6E 67 65 6D 65 6E 74 69 6E 66 6F 20 36 20 37 42 32 20 31 20 31 20 30 20 31 39 20 32 31 20 39 44 37 38 38 20 31 20 34 31 20 43 33 20 30 20 43 45 20 41 45 38 46 38 20 30 20 41 38 03
CoLa B	Binary	02 02 02 02 00 00 00 40 73 53 4E 20 4C 46 45 69 6E 66 72 69 6E 67 65 6D 65 6E 74 69 6E 66 6F 20 00 06 07 B2 01 01 00 19 21 00 09 D7 88 01 00 00 00 41 00 00 00 C3 00 00 00 00 00 00 CE 00 0A E8 F8 00 00 00 00 00 A8 09

Table 463: Example: sSN LFEinfringementinfo

## 5 Diagnostics

### 5.1 SOPAS error codes



Telegram structure: sFA ErrorCode			
Error code	Description	Dec.	Hex.
Sopas_Ok	No error	0	0
Sopas_Error_METHODIN_ACCESSDENIED	Wrong userlevel, access to method not allowed	1	1
Sopas_Error_METHODIN_UNKNOWNINDEX	Trying to access a method with an unknown Sopas index	2	2
Sopas_Error_VARIABLE_UNKNOWNINDEX	Trying to access a variable with an unknown Sopas index	3	3
Sopas_Error_LOCALCONDITIONFAILED	Local condition violated, e.g. giving a value that exceeds the minimum or maximum allowed value for this variable	4	4
Sopas_Error_INVALID_DATA	Invalid data given for variable, this errorcode is deprecated (is not used anymore).	5	5
Sopas_Error_UNKNOWN_ERROR	An error with unknown reason occurred, this errorcode is deprecated.	6	6
Sopas_Error_BUFFER_OVERFLOW	The communication buffer was too small for the amount of data that should be serialised.	7	7
Sopas_Error_BUFFER_UNDERFLOW	More data was expected, the allocated buffer could not be filled.	8	8
Sopas_Error_ERROR_UNKNOWN_TYPE	The variable that shall be serialised has an unknown type. This can only happen when there are variables in the firmware of the device that do not exist in the released description of the device. This should never happen.	9	9
Sopas_Error_VARIABLE_WRITE_ACCESSDENIED	It is not allowed to write values to this variable. Probably the variable is defined as read-only.	10	A
Sopas_Error_UNKNOWN_CMD_FOR_NAMESERVER	When using names instead of indices, a command was issued that the nameserver does not understand.	11	B
Sopas_Error_UNKNOWN_COLA_COMMAND	The CoLa protocol specification does not define the given command, command is unknown.	12	C
Sopas_Error_METHODIN_SERVER_BUSY	It is not possible to issue more than one command at a time to an SRT device.	13	D
Sopas_Error_FLEX_OUT_OF_BOUNDS	An array was accessed over its maximum length.	14	E

Telegram structure: sFA ErrorCode			
Error code	Description	Dec.	Hex.
Sopas_Error_EVENTREG_UNKNOWINDEX	The event you wanted to register for does not exist, the index is unknown.	15	F
Sopas_Error_COLA_A_VALUE_OVERFLOW	The value does not fit into the value field, it is too large.	16	10
Sopas_Error_COLA_A_INVALID_CHARACTER	Character is unknown, probably not alphanumeric.	17	11
Sopas_Error_OSAI_NO_MESSAGE	Only when using SRTOS in the firmware and distributed variables this error can occur. It is an indication that no operating system message could be created. This happens when trying to GET a variable.	18	12
Sopas_Error_OSAI_NO_ANSWER_MESSAGE	This is the same as Sopas_Error_OSAI_NO_MESSAGE with the difference that it is thrown when trying to PUT a variable.	19	13
Sopas_Error_INTERNAL	Internal error in the firmware, probably a pointer to a parameter was null.	20	14
Sopas_Error_HubAddressCorrupted	The Sopas Hubaddress is either too short or too long.	21	15
Sopas_Error_HubAddressDecoding	The Sopas Hubaddress is invalid, it can not be decoded (Syntax).	22	16
Sopas_Error_HubAddressAddressExceeded	Too many hubs in the address	23	17
Sopas_Error_HubAddressBlankExpected	When parsing a HubAddress an expected blank was not found. The HubAddress is not valid.	24	18
Sopas_Error_AsyncMethodsAreSuppressed	An asynchronous method call was made although the device was built with "AsyncMethodsSuppressed". This is an internal error that should never happen in a released device.	25	19
Sopas_Error_ComplexArraysNotSupported	Device was built with „ComplexArraysSuppressed“ because the compiler does not allow recursions. But now a complex array was found. This is an internal error that should never happen in a released device.	26	20

Table 464: SOPAS error codes

**Example: sFA ErrorCode Wrong userlevel**

CoLa A	ASCII	<STX>sFA[SPC]01<ETX >
	Hex	02 73 46 41 20 30 31 03
CoLa B	Binary	02 02 02 02 00 00 00 05 73 46 41 20 01 55

Table 465: Example: sFA ErrorCode Wrong userlevel

### 5.2 Additional information

Every response telegram starts with a separat framed string:

<STX>sSI 2 1<ETX><STX>“Answer”<ETX>

If it is an event from SOPAS, send command: <STX>sEN SCParmChngd 0<ETX> to deactivate that event.

## 6 List of tables

Table 1:	Example: Binary telegram.....	7
Table 2:	Example: ASCII telegram.....	8
Table 3:	Telegram structure: sMN SetAccessMode.....	12
Table 4:	Example: sMN SetAccessMode .....	12
Table 5:	Telegram structure: sAN SetAccessMode.....	13
Table 6:	Example for LMS100: sAN SetAccessMode.....	13
Table 7:	Telegram structure: sMN mLMPsetscancfg .....	16
Table 8:	Example: sMN mLMPsetscancfg for LMS1xx with 1 measurement sector of 270° .....	17
Table 9:	Example: sMN mLMPsetscancfg for LD-XXX###1 with 1 measurement sector of 360° .....	18
Table 10:	Example: sMN mLMPsetscancfg for LD-XXX###1 with 1 measurement sector of 270° .....	18
Table 11:	Example: sMN mLMPsetscancfg for LD-XXX###1 with 2 measurement sectors.....	19
Table 12:	Example: sMN mLMPsetscancfg for LD-XXX###1 with 4 measurement sectors.....	19
Table 13:	Example: sMN mLMPsetscancfg for LD-XXX###0 with 1 measurement sector of 360° .....	20
Table 14:	Example: sMN mLMPsetscancfg for LD-XXX###0 with 1 measurement sector of 270° .....	20
Table 15:	Example: sMN mLMPsetscancfg for LD-XXX###0 with 2 measurement sectors.....	21
Table 16:	Example: sMN mLMPsetscancfg for LD-XXX###0 with 4 measurement sectors.....	21
Table 17:	Telegram structure: sAN mLMPsetscancfg.....	23
Table 18:	Example: sAN mLMPsetscancfg.....	23
Table 19:	Telegram structure: sRN LMPscancfg.....	24
Table 20:	Example for LMS100: sRN LMPscancfg.....	24
Table 21:	Telegram structure: sRA LMPscancfg .....	26
Table 22:	Example: sRA LMPscancfg.....	26
Table 23:	Telegram structure: sWN MMAalignmentMode.....	27
Table 24:	Example: sWN MMAalignmentMode .....	27
Table 25:	Telegram structure: sWA MMAalignmentMode.....	27
Table 26:	Example: sWA MMAalignmentMode .....	28
Table 27:	Telegram structure: sMN mCLsetscancfglist.....	28
Table 28:	Interlace mode for sMN mCLsetscancfglist .....	29
Table 29:	Example: Set scan configuration 1: sMN mCLsetscancfglist 1.....	29
Table 30:	Telegram structure: sAN mCLsetscancfglist.....	30
Table 31:	Example: sAN mCLsetscancfglist Ok.....	30

Table 32:	Telegram structure: sMN mCLsetscancfglist.....	31
Table 33:	Example: sMN mCLsetscancfglist 5.....	31
Table 34:	Telegram structure: sAN mCLsetscancfglist.....	32
Table 35:	Example: sAN mCLsetscancfglist 0.....	32
Table 36:	Telegram structure: sMN LMCstandby.....	33
Table 37:	Example: sMN LMCstandby.....	33
Table 38:	Telegram structure: sAN LMCstandby.....	33
Table 39:	Example: sAN LMCstandby.....	33
Table 40:	Telegram structure: sMN LMCstartmeas.....	34
Table 41:	Example: sMN LMCstartmeas.....	34
Table 42:	Telegram structure: sAN LMCstartmeas.....	35
Table 43:	Example: sAN LMCstartmeas.....	35
Table 44:	Telegram structure: sMN LMCstopmeas.....	35
Table 45:	Example: sMN LMCstopmeas.....	36
Table 46:	Telegram structure: sAN LMCstopmeas.....	36
Table 47:	Example: sAN LMCstopmeas.....	36
Table 48:	Telegram structure: sWN LMPautostartmeas.....	37
Table 49:	Example: sWN LMPautostartmeas 1.....	37
Table 50:	Telegram structure: sWA LMDautostartmeas.....	38
Table 51:	Example: sWA LMPautostartmeas.....	38
Table 52:	Telegram structure: sWN IOlasc.....	39
Table 53:	Example: sWN IOlasc with Software Trigger and 0.5 s delay on start.....	39
Table 54:	Telegram structure: sWA IOlasc.....	39
Table 55:	Example: sWA IOlasc.....	39
Table 56:	Telegram structure: sWN CLApplication.....	40
Table 57:	Example: Activate the field application: sWN CLApplication 11.....	40
Table 58:	Telegram structure: sWA CLApplication.....	40
Table 59:	Example: sWA CLApplication correct and accepted.....	41
Table 60:	Telegram structure: sWN SetActiveApplications.....	41
Table 61:	Example: Activate the field application: sWN SetActiveApplications 1 FEVL 1.....	41
Table 62:	Telegram structure: sWA SetActiveApplications.....	42
Table 63:	Example: sWA SetActiveApplications correct and accepted.....	42
Table 64:	Telegram structure: sRN SetActiveApplications.....	42
Table 65:	Example for MRS1000: sRN SetActiveApplications.....	42
Table 66:	Telegram structure: sMN mSCloadfacdef.....	43
Table 67:	Example: sMN mSCloadfacdef.....	43
Table 68:	Telegram structure: sAN mSCloadfacdef.....	44



Table 69:	Example: sAN mSCloadfacdef.....	44
Table 70:	Telegram structure: sMN mSCloadappdef.....	45
Table 71:	Example: sMN mSCloadappdef.....	45
Table 72:	Telegram structure: sAN mSCloadappdef.....	45
Table 73:	Example: sAN mSCloadappdef.....	46
Table 74:	Telegram structure: sMN SetPassword.....	46
Table 75:	Example: sMN SetPassword.....	46
Table 76:	Telegram structure: sAN SetPassword.....	47
Table 77:	Example: sAN SetPassword.....	47
Table 78:	Telegram structure: sMN CheckPassword.....	48
Table 79:	Example: sMN CheckPassword.....	48
Table 80:	Telegram structure: sAN CheckPassword.....	48
Table 81:	Example: sAN CheckPassword.....	49
Table 82:	Telegram structure: sMN mSCreboot.....	49
Table 83:	Example: sMN mSCreboot.....	49
Table 84:	Telegram structure: sAN mSCreboot.....	50
Table 85:	Example: sAN mSCreboot.....	50
Table 86:	Telegram structure: sWN LCMcfg.....	51
Table 87:	Example: sWN LCMcfg.....	51
Table 88:	Telegram structure: sWA LCMcfg.....	52
Table 89:	Example: sWA LCMcfg.....	52
Table 90:	Telegram structure: sRN LCMcfg.....	52
Table 91:	Example: sRN LCMcfg.....	52
Table 92:	Telegram structure: sRA LCMcfg.....	53
Table 93:	Example: sRA LCMcfg.....	53
Table 94:	Telegram structure: sRN CMContLvIM.....	53
Table 95:	Example: sRN CMContLvIM.....	54
Table 96:	Telegram structure: sRA CMContLvIM.....	54
Table 97:	Example for LMS5xx: sRA CMContLvIM.....	54
Table 98:	Telegram structure: sMN mEEwriteall.....	55
Table 99:	Example: sMN mEEwriteall.....	55
Table 100:	Telegram structure: sAN mEEwriteall.....	56
Table 101:	Example: sAN mEEwriteall.....	56
Table 102:	Telegram structure: sMN Run.....	57
Table 103:	Example: sMN Run.....	57
Table 104:	Telegram structure: sAN Run.....	57
Table 105:	Example: sAN Run.....	58
Table 106:	Telegram structure: sWN LMDscandatacfg.....	60
Table 107:	Example 1: sWN LMDscandatacfg.....	60

Table 108:	Example 2: sWN LMDscandatacfg.....	61
Table 109:	Example3: sWN LMDscandatacfg.....	61
Table 110:	Telegram structure: sWA LMDscandatacfg.....	61
Table 111:	Example: sWA LMDscandatacfg.....	61
Table 112:	Telegram structure: sWN LMPoutputRange.....	63
Table 113:	Example: sWN LMPoutputRange 0,50° resolution, 0° -90° .....	63
Table 114:	Telegram structure: sWA LMPoutputRange.....	63
Table 115:	Example: sWA LMPoutputRange .....	64
Table 116:	Telegram structure: sRN LMPoutputRange.....	64
Table 117:	Example: sRN LMPoutputRange.....	64
Table 118:	Telegram structure: sRA LMPoutputRange.....	66
Table 119:	Example: sRA LMPoutputRange .....	66
Table 120:	Telegram structure: sRN LMDscandata .....	67
Table 121:	Example: sRN LMDscandata.....	67
Table 122:	Telegram structure: sRA LMDscandata .....	68
Table 123:	Example: sRA LMDscandata.....	68
Table 124:	Telegram structure: sEN LMDscandata.....	69
Table 125:	Example: sEN LMDscandata.....	69
Table 126:	Telegram structure: sEA LMDscandata.....	70
Table 127:	Example: Confirmation of sEA LMDscandata.....	70
Table 128:	Telegram structure: Datastream of sRA LMDscandata/sSN LMDscandata .....	82
Table 129:	Example of one telegram stream.....	87
Table 130:	Telegram structure: sMN LSPsetdatetime.....	88
Table 131:	Example 1: sMN LSPsetdatetime.....	89
Table 132:	Example 2: sMN LSPsetdatetime.....	89
Table 133:	Telegram structure: sAN LSPsetdatetime .....	89
Table 134:	Example 1, 2: sAN LSPsetdatetime.....	89
Table 135:	Telegram structure: sRN STlms.....	90
Table 136:	Example: sRN STlms.....	90
Table 137:	Telegram structure: sRA STlms.....	91
Table 138:	Example: sRA STlms.....	91
Table 139:	Telegram structure: sRN DeviceTime.....	92
Table 140:	Example: sRN DeviceTime .....	92
Table 141:	Telegram structure: sRA DeviceTime .....	92
Table 142:	Example: sRA DeviceTime 0 .....	93
Table 143:	Telegram structure: sWN TSCRole.....	93
Table 144:	Example: sWN TSCRole .....	93
Table 145:	Telegram structure: sWA TSCRole.....	94

Table 146:	Example: sWA TSCRole.....	94
Table 147:	Telegram structure: sWN TSCTCInterface.....	94
Table 148:	Example: sWN TSCTCInterface.....	94
Table 149:	Telegram structure: sWA TSCTCInterface.....	95
Table 150:	Example: sWA TSCTCInterface .....	95
Table 151:	Telegram structure: sWN TSCTCSrvAddr.....	95
Table 152:	Example: sWN TSCTCSrvAddr 192.168.0.11.....	96
Table 153:	Telegram structure: sWA TSCTCSrvAddr.....	96
Table 154:	Example: sWA TSCTCSrvAddr.....	96
Table 155:	Telegram structure: sWN TSCTCtimezone.....	97
Table 156:	Example: sWN TSCTCtimezone GMT + 1 hour.....	97
Table 157:	Telegram structure: sWA TSCTCtimezone .....	97
Table 158:	Example: sWA TSCTCtimezone.....	98
Table 159:	Telegram structure: sWN TSCTCupdatetime.....	98
Table 160:	Example: sWN TSCTCupdatetime 600 s.....	98
Table 161:	Telegram structure: sWA TSCTCupdatetime.....	99
Table 162:	Example: sWA TSCTCupdatetime.....	99
Table 163:	Telegram structure: sRN TSCTCmaxoffset.....	99
Table 164:	Example: sRN TSCTCmaxoffset.....	99
Table 165:	Telegram structure: sRA TSCTCmaxoffset.....	100
Table 166:	Example: sRA TSCTCmaxoffset 18000 s.....	100
Table 167:	Telegram structure: sRN TSCTCdelay.....	100
Table 168:	Example: sRN TSCTCdelay.....	101
Table 169:	Telegram structure: sRA TSCTCdelay.....	101
Table 170:	Example: sRA TSCTCdelay 0.003 s.....	101
Table 171:	Telegram structure: sMN mResetMaxOff.....	102
Table 172:	Example: sMN mResetMaxOff.....	102
Table 173:	Telegram structure: sAN mResetMaxOff .....	102
Table 174:	Example: sAN mResetMaxOff.....	102
Table 175:	Telegram structure: sWN LFPparticle.....	103
Table 176:	Example: sWN LFPparticle.....	103
Table 177:	Telegram structure: sWA LFPparticle.....	103
Table 178:	Example: sWA LFPparticle .....	104
Table 179:	Telegram structure: sWN LFPmeanfilter.....	104
Table 180:	Example: sWN LFPmeanfilter.....	104
Table 181:	Telegram structure: sWA LFPmeanfilter.....	105
Table 182:	Example: sWA LFPmeanfilter .....	105
Table 183:	Telegram structure: sWN LFPnto1filter.....	105
Table 184:	Example: sWN LFPnto1filter.....	106

Table 185:	Telegram structure: sWA LFPnto1filter.....	106
Table 186:	Example: sWA LFPnto1filter.....	106
Table 187:	Telegram structure: sWN FREchoFilter.....	107
Table 188:	Example: sWN FREchoFilter.....	107
Table 189:	Telegram structure: sWA FREchoFilter.....	107
Table 190:	Example: sWa FREchoFilter.....	107
Table 191:	Telegram structure: sWN MSsuppmode.....	108
Table 192:	Example: sWN MSsuppmode.....	108
Table 193:	Telegram structure: sWA MSsuppmode.....	108
Table 194:	Example: sWA MSsuppmode.....	109
Table 195:	Telegram structure: sWN CLFogFilterEn.....	109
Table 196:	Example: sWN CLFogFilterEn.....	109
Table 197:	Telegram structure: sWA CLFogFilterEn.....	110
Table 198:	Example: sWA CLFogFilterEn.....	110
Table 199:	Telegram structure: sRN CLFogFilterEn.....	110
Table 200:	Example: sRN CLFogFilterEn.....	110
Table 201:	Telegram structure: sRA CLFogFilterEn.....	111
Table 202:	Example: sRA CLFogFilterEn.....	111
Table 203:	Telegram structure: sWN MCSenseLevel.....	111
Table 204:	Example: sWN MCSenseLevel.....	112
Table 205:	Telegram structure: sWA MCSenseLevel.....	112
Table 206:	Example: sWA MCSenseLevel.....	112
Table 207:	Telegram structure: sWN CLNFDigFilterEn.....	113
Table 208:	Example: sWN CLNFDigFilterEn.....	113
Table 209:	Telegram structure: sWA CLNFDigFilterEn.....	113
Table 210:	Example: sWA CLNFDigFilterEn.....	114
Table 211:	Telegram structure: sWN CLHWFilterSectEn.....	114
Table 212:	Example: sWN CLHWFilterSectEn 1 0 0 0.....	114
Table 213:	Telegram structure: sWA CLHWFilterSectEn.....	115
Table 214:	Example: sWA CLHWFilterSectEn.....	115
Table 215:	Telegram structure: sWN LFPmedianfilter.....	115
Table 216:	Example: sWN LFPmedianfilter 1 3.....	116
Table 217:	Telegram structure: sWA LFPmedianfilter.....	116
Table 218:	Example: sWA LFPmedianfilter.....	116
Table 219:	Telegram structure: sWN LFPedgefilter.....	117
Table 220:	Example: sWN LFPedgefilter 1.....	117
Table 221:	Telegram structure: sWA LFPmedianfilter.....	117
Table 222:	Example: sWA LFPedgefilter.....	117
Table 223:	Telegram structure: sWN LICsrc.....	118

Table 224:	Example: sWN LICsrc.....	118
Table 225:	Telegram structure: sWA LICsrc.....	118
Table 226:	Example: sWA LICsrc.....	119
Table 227:	Telegram structure: sWN LICencset.....	119
Table 228:	Example: sWN LICencset.....	119
Table 229:	Telegram structure: sWA LICencset.....	120
Table 230:	Example: sWA LICencset.....	120
Table 231:	Telegram structure: sWN LICencres.....	120
Table 232:	Example: sWN LICencres.....	121
Table 233:	Telegram structure: sWA LICencres.....	121
Table 234:	Example: sWA LICencres.....	121
Table 235:	Telegram structure: sWN LICFixVel.....	122
Table 236:	Example: sWN LICFixVel.....	122
Table 237:	Telegram structure: sWA LICFixVel.....	122
Table 238:	Example: sWA LICFixVel.....	123
Table 239:	Telegram structure: sRN LICSpTh.....	123
Table 240:	Example: sRN LICSpTh.....	123
Table 241:	Telegram structure: sRA LICSpTh.....	123
Table 242:	Example: sRA LICSpTh.....	124
Table 243:	Telegram structure: sRN LICensp.....	124
Table 244:	Example: sRN LICensp.....	124
Table 245:	Telegram structure: sRA LICensp.....	125
Table 246:	Example: sRA LICensp.....	125
Table 247:	Telegram structure: sRN PortConfiguration.....	126
Table 248:	Example: sRN PortConfiguration.....	126
Table 249:	Telegram structure: sRN LIDoutputstate.....	128
Table 250:	Example: sRN LIDoutputstate.....	128
Table 251:	Telegram structure: sRA LIDoutputstate.....	128
Table 252:	Telegram structure: sEN LIDoutputstate.....	129
Table 253:	Example: sEN LIDoutputstate.....	129
Table 254:	Telegram structure: sRA/sSN LIDoutputstate.....	132
Table 255:	Example: sRA LIDoutputstate.....	132
Table 256:	Telegram structure: sMN mDOSetOutput.....	133
Table 257:	Example: sMN mDOSetOutput.....	133
Table 258:	Telegram structure: sAN mDOSetOutput.....	133
Table 259:	Example: sAN mDOSetOutput.....	134
Table 260:	Telegram structure PRO: sWN DO6Fnc/Lite: sWN DO3Fnc.....	134
Table 261:	Example: sWN DO6Fnc → Out6 to master sync.....	134
Table 262:	Telegram structure: PRO: sWN DO6Fnc/Lite: sWN DO3Fnc.....	135

Table 263:	Example: sWA D06Fnc.....	135
Table 264:	Telegram structure: sWN D01Fnc.....	135
Table 265:	Example: sWN D01Fnc → Out1 to device ready .....	136
Table 266:	Telegram structure: sWA D01Fnc.....	136
Table 267:	Example: sWA D01Fnc.....	136
Table 268:	Telegram structure: sWN D01Logic.....	137
Table 269:	Example: sWN D01Logic → Active_Low.....	137
Table 270:	Telegram structure: sWA D01Logic.....	137
Table 271:	Example: sWA D01Logic.....	137
Table 272:	Telegram structure: sWN D02Fnc.....	138
Table 273:	Example: sWN D02Fnc → Out2 to device ready .....	138
Table 274:	Telegram structure: sWA D02Fnc.....	138
Table 275:	Example: sWA D02Fnc.....	138
Table 276:	Telegram structure: sWN D02Logic.....	139
Table 277:	Example: sWN D02Logic → Active_High.....	139
Table 278:	Telegram structure: sWA D02Logic.....	139
Table 279:	Example: sWA D02Logic.....	139
Table 280:	Telegram structure: sWN SYMode.....	140
Table 281:	Example: sWN SYMode.....	140
Table 282:	Telegram structure: sWA SYMode.....	140
Table 283:	Example: sWA SYMode.....	140
Table 284:	Telegram structure: sWN SYPhase.....	141
Table 285:	Example: sWN SYPhase +90.....	141
Table 286:	Telegram structure: sWA SYPhase.....	141
Table 287:	Example: sWA SYPhase.....	141
Table 288:	Telegram structure: sWN D03And4Fnc.....	142
Table 289:	Example: sWN In4 → In3+4 to slave sync.....	142
Table 290:	Telegram structure: sWA D03And4Fnc.....	142
Table 291:	Example: sWA D03And4Fnc.....	143
Table 292:	Telegram structure: sWN DI3DebTim.....	143
Table 293:	Example: sWN DI3DebTim.....	143
Table 294:	Telegram structure: sWA DI3DebTim.....	144
Table 295:	Example: sWA DI3DebTim.....	144
Table 296:	Telegram structure: sRN SYextmon.....	144
Table 297:	Example: sRN SYextmon.....	144
Table 298:	Telegram structure: sRA SYextmon.....	145
Table 299:	Example: sRA SYextmon.....	145
Table 300:	Telegram structure: sRN LCMstate.....	146
Table 301:	Example: sRN LCMstate.....	146

Table 302:	Telegram structure: sRA LCMstate.....	146
Table 303:	Example for LMS100: sRA LCMstate .....	147
Table 304:	Telegram structure: sRN DeviceIdent.....	147
Table 305:	Example: sRN DeviceIdent.....	147
Table 306:	Telegram structure: sRA DeviceIdent.....	148
Table 307:	Example: sRA DeviceIdent.....	148
Table 308:	Telegram structure: sRN SCdevicestate.....	149
Table 309:	Example: sRN SCdevicestate.....	149
Table 310:	Telegram structure: sRA SCdevicestate.....	150
Table 311:	Example: sRA SCdevicestate .....	150
Table 312:	Telegram structure: sRN LMCmeasstate.....	152
Table 313:	Example: sRN LMCmeasstate .....	152
Table 314:	Telegram structure: sRA LMCmeasstate .....	152
Table 315:	Example: sRA LMCmeasstate is Measure 2D.....	153
Table 316:	Telegram structure: sRN EMCustomerInfo.....	153
Table 317:	Example: sRN EMCustomerInfo .....	153
Table 318:	Telegram structure: sRA EMCustomerInfo .....	154
Table 319:	Example: sRA EMCustomerInfo = Device OK.....	154
Table 320:	Telegram structure: sRN LDMSenStat.....	155
Table 321:	Example: sRN LDMSenStat.....	155
Table 322:	Telegram structure: sRA LDMSenStat.....	156
Table 323:	Example: sRA LDMSenStat Device is in Idle mode.....	156
Table 324:	Telegram structure: sRN DIornr.....	157
Table 325:	Example: sRN DIornr.....	157
Table 326:	Telegram structure: sRA DIornr.....	157
Table 327:	Example for LMS511-20100: sRA DIornr.....	158
Table 328:	Example for TiM561-2050101: sRA DIornr.....	158
Table 329:	Telegram structure: sRN DItype .....	158
Table 330:	Example: sRN DItype.....	158
Table 331:	Telegram structure: sRA DItype.....	159
Table 332:	Example for LMS511-20100: sRA DItype.....	159
Table 333:	Example for TiM561-2050101: sRA DItype .....	159
Table 334:	Telegram structure: sRN ODoprh.....	160
Table 335:	Example: sRN ODoprh.....	160
Table 336:	Telegram structure: sRA ODoprh.....	160
Table 337:	Example: sRA ODoprh.....	161
Table 338:	Telegram structure: sRN ODpwrc.....	161
Table 339:	Example: sRN ODpwrc.....	161
Table 340:	Telegram structure: sRA ODpwrc.....	162

Table 341:	Example: sRA ODpwr.....	162
Table 342:	Telegram structure: sRN OPcurtmpdev.....	162
Table 343:	Example: sRN OPcurtmpdev.....	163
Table 344:	Telegram structure: sRA OPcurtmpdev.....	163
Table 345:	Example: sRA OPcurtmpdev.....	163
Table 346:	Telegram structure: sWN LocationName.....	164
Table 347:	Example: sWN LocationName +13 OutdoorDevice.....	164
Table 348:	Telegram structure: sWA LocationName.....	165
Table 349:	Example: sWA LocationName.....	165
Table 350:	Telegram structure: sRN LocationName.....	165
Table 351:	Example: sRN LocationName.....	166
Table 352:	Telegram structure: sRA LocationName.....	166
Table 353:	Example: sRA LocationName.....	166
Table 354:	Telegram structure: sRN MCAngleCompSin.....	167
Table 355:	Example: sRN MCAngleCompSin.....	167
Table 356:	Telegram structure: sRA MCAngleCompSin.....	167
Table 357:	Example: sRA MCAngleCompSin.....	168
Table 358:	Telegram structure: sMN LIDrstoutpcnt.....	168
Table 359:	Example: sMN LIDrstoutpcnt.....	169
Table 360:	Telegram structure: sAN LIDrstoutpcnt.....	169
Table 361:	Example: sAN LIDrstoutpcnt.....	169
Table 362:	Telegram structure: sRN OPheatstateext.....	170
Table 363:	Example: sRN OPheatstateext.....	170
Table 364:	Telegram structure: sRA OPheatstateext.....	171
Table 365:	Example: sRA OPheatstateext 2.....	171
Table 366:	Telegram structure: sWN EllpAddr.....	172
Table 367:	Example: sWN EllpAddr 192.168.0.2.....	172
Table 368:	Telegram structure: sWA EllpAddr.....	173
Table 369:	Example: sWA EllpAddr.....	173
Table 370:	Telegram structure: sRN EllpAddr.....	174
Table 371:	Example: sRN EllpAddr.....	174
Table 372:	Telegram structure: sRA EllpAddr.....	174
Table 373:	Example: sRA EllpAddr 192.168.0.2.....	175
Table 374:	Telegram structure: sWN Elgate.....	175
Table 375:	Example: sWN Elgate 192.168.0.1.....	175
Table 376:	Telegram structure: sWA Elgate.....	176
Table 377:	Example: sWA Elgate.....	176
Table 378:	Telegram structure: sRN Elgate.....	176
Table 379:	Example: sRN Elgate.....	177



Table 380:	Telegram structure: sRA Elgate.....	177
Table 381:	Example: sRA Elgate 192.168.0.1.....	177
Table 382:	Telegram structure: sWN Elmask.....	178
Table 383:	Example: sWN Elmask 255.255.254.0.....	178
Table 384:	Telegram structure: sWA Elmask.....	178
Table 385:	Example: sWA Elmask.....	179
Table 386:	Telegram structure: sRN Elmask.....	179
Table 387:	Example: sRN Elmask.....	179
Table 388:	Telegram structure: sRA Elmask.....	180
Table 389:	Example: sRA Elmask 255.255.254.0.....	180
Table 390:	Telegram structure: sWN SIHstBaud.....	181
Table 391:	Example: sWN SIHstBaud.....	181
Table 392:	Telegram structure: sWA SIHstBaud.....	181
Table 393:	Example: sWA SIHstBaud.....	182
Table 394:	Telegram structure: sRN SIHstBaud.....	182
Table 395:	Example: sRN SIHstBaud.....	182
Table 396:	Telegram structure: sRA SIHstBaud.....	183
Table 397:	Example: sRA SIHstBaud.....	183
Table 398:	Telegram structure: sWN SIHstHw.....	184
Table 399:	Example: sWN SIHstHw.....	184
Table 400:	Telegram structure: sWA SIHstHw.....	184
Table 401:	Example: sWA SIHstHw.....	185
Table 402:	Telegram structure: sRN SIHstHw.....	185
Table 403:	Example: sRN SIHstHw.....	185
Table 404:	Telegram structure: sRA SIHstHw.....	186
Table 405:	Example: sRA SIHstHw.....	186
Table 406:	Telegram structure: sWN LMLfpFcn.....	187
Table 407:	Example: sWN LMLfpFcn.....	187
Table 408:	Telegram structure: sWA LMLfpFcn.....	188
Table 409:	Example: sWA LMLfpFcn.....	188
Table 410:	Telegram structure: sMN mLMLSetLed.....	188
Table 411:	Example: sMN mLMLSetLed 1 1 (Stop LED).....	189
Table 412:	Telegram structure: sAN mLMLSetLed.....	189
Table 413:	Example: sAN mLMLSetLed.....	189
Table 414:	Telegram structure: sWN HMIIfpFcn_Y1.....	190
Table 415:	Example: sWN HMIIfpFcn_Y1 = Command.....	190
Table 416:	Telegram structure: sWA HMIIfpFcn_Y1.....	190
Table 417:	Example: sWA HMIIfpFcn_Y1.....	191
Table 418:	Telegram structure: sWN HMIIfpFcn_Y2.....	191

Table 419:	Example: sWN HMIfpFcn_Y2 = Command.....	191
Table 420:	Telegram structure: sWA HMIfpFcn_Y2.....	192
Table 421:	Example: sWA HMIfpFcn_Y2.....	192
Table 422:	Telegram structure: sMN mHMISetLed.....	192
Table 423:	Example: sMN mHMISetLed 1 = On.....	193
Table 424:	Telegram structure: sAN mHMISetLed.....	193
Table 425:	Example: sAN mHMISetLed 01.....	193
Table 426:	Telegram structure: sMN mLMLSetDisp.....	195
Table 427:	Example: sMN mLMLSetDisp 07 (Showing the number “7” on the display).....	195
Table 428:	Telegram structure: sAN mLMLSetDisp.....	196
Table 429:	Example: sAN mLMLSetDisp 1.....	196
Table 430:	Telegram structure: sMN EIHstCola.....	197
Table 431:	Example: sWN EIHstCola 0.....	197
Table 432:	Telegram structure: sWA EIHstCola.....	198
Table 433:	Example: sWA EIHstCola.....	198
Table 434:	Telegram structure: sEN ECRChangeArr.....	199
Table 435:	Example: sEN ECRChangeArr 1.....	199
Table 436:	Telegram structure: sEA ECRChangeArr.....	200
Table 437:	Example: sEA ECRChangeArr 1.....	200
Table 438:	Telegram structure: sSN ECRChangeArr.....	201
Table 439:	Example: sSN ECRChangeArr 1.....	202
Table 440:	Telegram structure: sMN mLFEgetField.....	203
Table 441:	Example: sMN mLFEgetField 1.....	204
Table 442:	Example: sAN mLFEgetField.....	207
Table 443:	Example: sAN mLFEgetField.....	207
Table 444:	Telegram structure: sRN LFEperpdistresult.....	209
Table 445:	Example: sRN LFEperpdistresult.....	209
Table 446:	Telegram structure: sRA LFEperpdistresult.....	213
Table 447:	Example: sRA LFEperpdistresult.....	213
Table 448:	Telegram structure: sEN LFEperpdistresult.....	215
Table 449:	Example: sEN LFEperpdistresult 1.....	215
Table 450:	Telegram structure: sEA LFEperpdistresult.....	216
Table 451:	Example: sEA LFEperpdistresult 1.....	216
Table 452:	Telegram structure: sSN LFEperpdistresult.....	219
Table 453:	Example: sSN LFEperpdistresult.....	219
Table 454:	Telegram structure: sRN LFEinfringementinfo.....	220
Table 455:	Example: sEN LFEinfringementinfo.....	220
Table 456:	Example: sRA LFEinfringementinfo.....	222

---

Table 457:	Example: sRA LFEinfringementinfo.....	222
Table 458:	Telegram structure: sEN LFEinfringementinfo.....	223
Table 459:	Example: sEN LFEinfringementinfo 1.....	223
Table 460:	Telegram structure: sEA LFEinfringementinfo.....	224
Table 461:	Example: sEA LFEinfringementinfo 1.....	224
Table 462:	Example: sSN LFEinfringementinfo.....	226
Table 463:	Example: sSN LFEinfringementinfo.....	227
Table 464:	SOPAS error codes.....	229
Table 465:	Example: sFA ErrorCode Wrong userlevel.....	229

**Australia**

Phone +61 (3) 9457 0600  
1800 33 48 02 - tollfree  
E-Mail sales@sick.com.au

**Austria**

Phone +43 (0) 2236 62288-0  
E-Mail office@sick.at

**Belgium/Luxembourg**

Phone +32 (0) 2 466 55 66  
E-Mail info@sick.be

**Brazil**

Phone +55 11 3215-4900  
E-Mail comercial@sick.com.br

**Canada**

Phone +1 905.771.1444  
E-Mail cs.canada@sick.com

**Czech Republic**

Phone +420 234 719 500  
E-Mail sick@sick.cz

**Chile**

Phone +56 (2) 2274 7430  
E-Mail chile@sick.com

**China**

Phone +86 20 2882 3600  
E-Mail info.china@sick.net.cn

**Denmark**

Phone +45 45 82 64 00  
E-Mail sick@sick.dk

**Finland**

Phone +358-9-25 15 800  
E-Mail sick@sick.fi

**France**

Phone +33 1 64 62 35 00  
E-Mail info@sick.fr

**Germany**

Phone +49 (0) 2 11 53 010  
E-Mail info@sick.de

**Greece**

Phone +30 210 6825100  
E-Mail office@sick.com.gr

**Hong Kong**

Phone +852 2153 6300  
E-Mail ghk@sick.com.hk

**Hungary**

Phone +36 1 371 2680  
E-Mail ertesites@sick.hu

**India**

Phone +91-22-6119 8900  
E-Mail info@sick-india.com

**Israel**

Phone +972 97110 11  
E-Mail info@sick-sensors.com

**Italy**

Phone +39 02 27 43 41  
E-Mail info@sick.it

**Japan**

Phone +81 3 5309 2112  
E-Mail support@sick.jp

**Malaysia**

Phone +603-8080 7425  
E-Mail enquiry.my@sick.com

**Mexico**

Phone +52 (472) 748 9451  
E-Mail mexico@sick.com

**Netherlands**

Phone +31 (0) 30 229 25 44  
E-Mail info@sick.nl

**New Zealand**

Phone +64 9 415 0459  
0800 222 278 - tollfree  
E-Mail sales@sick.co.nz

**Norway**

Phone +47 67 81 50 00  
E-Mail sick@sick.no

**Poland**

Phone +48 22 539 41 00  
E-Mail info@sick.pl

**Romania**

Phone +40 356-17 11 20  
E-Mail office@sick.ro

**Russia**

Phone +7 495 283 09 90  
E-Mail info@sick.ru

**Singapore**

Phone +65 6744 3732  
E-Mail sales.gsg@sick.com

**Slovakia**

Phone +421 482 901 201  
E-Mail mail@sick-sk.sk

**Slovenia**

Phone +386 591 78849  
E-Mail office@sick.si

**South Africa**

Phone +27 10 060 0550  
E-Mail info@sickautomation.co.za

**South Korea**

Phone +82 2 786 6321/4  
E-Mail infokorea@sick.com

**Spain**

Phone +34 93 480 31 00  
E-Mail info@sick.es

**Sweden**

Phone +46 10 110 10 00  
E-Mail info@sick.se

**Switzerland**

Phone +41 41 619 29 39  
E-Mail contact@sick.ch

**Taiwan**

Phone +886-2-2375-6288  
E-Mail sales@sick.com.tw

**Thailand**

Phone +66 2 645 0009  
E-Mail marcom.th@sick.com

**Turkey**

Phone +90 (216) 528 50 00  
E-Mail info@sick.com.tr

**United Arab Emirates**

Phone +971 (0) 4 88 65 878  
E-Mail contact@sick.ae

**United Kingdom**

Phone +44 (0)17278 31121  
E-Mail info@sick.co.uk

**USA**

Phone +1 800.325.7425  
E-Mail info@sick.com

**Vietnam**

Phone +65 6744 3732  
E-Mail sales.gsg@sick.com

Detailed addresses and further locations at [www.sick.com](http://www.sick.com)